

School Facilities Board

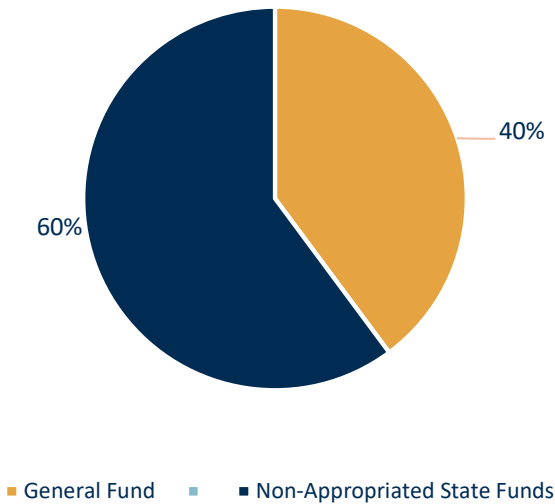
Presentation for the Senate Appropriations Committee

Presented January 26, 2021

Agency Overview

The School Facilities Board is a capital and grant management agency. The board determines eligibility for State funding for new school buildings and building renewal grants for general facility repair.

FY 2021 State-Funds Budget



<u>Fund Source</u>	<u>Amount</u>
General Fund	\$235,235,700
Other Appropriated Funds	\$0
Non-Appropriated State Funds	\$355,141,700
Total Funds	\$590,377,400

FY 2022 Executive Budget Overview - Appropriated Funds

FY 2022 Executive Budget

	General Fund	Other App. Funds
FY 2021 Base Appropriations	\$235,235,700	\$0
Building Renewal Grant	\$102,529,900	
New School Facilities - Approvals	\$58,043,000	
New School Facilities – In Progress	\$11,730,900	
Remove One-Time FY 2021 Appropriations	\$(149,618,900)	
FY 2022 Executive Budget	\$257,920,600	\$0

FY 2022 Executive Budget – General Fund

- FY 2021 Changes

- FY 2021 Building Renewal Grant Supplemental: \$38,759,000
 - To fund projected Building Renewal needs for the remainder of FY 2021 since demand has exceed previous expectations

- FY 2022 Baseline Changes

- Building Renewal Grant: \$102,529,900
 - Including the ongoing \$16.7 million, this funds the Building Renewal program 9.8% more than \$107.5 million, which is what was appropriated in FY 2021
- New School Facilities – Approvals: \$58,043,000
 - Funding for five new schools and associated land costs- square foot costs include 2.76% inflator
- New School Facilities – In Progress: \$11,730,900
 - To fund the remaining costs for schools that began construction in FY 2021
- Remove One-Time FY 2021 Appropriations: \$(149,618,900)
 - As a technical adjustment, this removes prior-year one-time new school and building renewal appropriations

- FY 2022 Initiatives

- None

More Information

For further information about the School Facilities Board,
find us at:

<https://www.sfb.az.gov/>

For further information on the FY 2022 Executive Budget:

<https://www.azospb.gov/publications2014newweb.aspx>



ARIZONA
School Facilities
• BOARD •

2020 ANNUAL REPORT






Table of Contents

Letter from Director 3

Students FIRST Summary 4

Board Members 5

Annual Report Requirements 5

Overview

 New School Facilities 6

 FY 2020 New Construction 7

 Building Renewal Grant Program 9

 Adjacent Ways 10

 Emergency Deficiencies Corrections 11

 Successes. 12

 Tribal Report. 15

Exhibits

 I. New School Facilities Fund 16

 II. Building Renewal Grant Fund 18

 III. Emergency Deficiencies Corrections Fund 41

December 15, 2020

The Honorable Doug Ducey
Governor of Arizona
Executive Tower
1700 West Washington Street
Ninth Floor
Phoenix, Arizona 85007

Reference: FY2020 Annual Report

Dear Governor Ducey,

On behalf of the School Facilities Board, I am pleased to transmit to you the School Facilities Board Annual Report for fiscal year 2020.

The report details the School Facilities Board’s successes and challenges during the course of fiscal year 2020 and through the beginning of my appointment as well as the start of the COVID-19 pandemic. This year represents a significant change in the School Facilities Board’s operations and strategic plan to continuously improve so that we can better support our customers, manage our programs more efficiently, and address concerns from the Building Renewal Grant (BRG) special audit.

When I was first appointed at the SFB, my top priority was our customers and our service to the Arizona public school districts. One of the greatest challenges to overcome was the BRG audit which found multiple areas across the program that needed improvement. The SFB team immediately began addressing these findings and implementing recommendations from the Auditor in my first month. Today, we have resolved and implemented 24 of the 28 recommendations from the Auditor and plan to complete the remaining recommendations in the next few months. This includes closing out or reclassifying the remaining 66 legacy projects which has been reduced from the more than 628 legacy projects identified by the Auditor General.

Additionally, one of the first actions taken at the beginning of my appointment and half-way through the fiscal year was to fully deploy the Arizona Management System (AMS) within SFB. AMS has been a cornerstone of the State since the Governor’s Office rolled out the system in 2015 and is the foundation of our success. The agency began with a 1.6 score on the AMS assessment at the start of the year, but has improved significantly due to the hard work and adoption by the SFB staff. Due to their dedication, we have increased our AMS assessment score to a 4.4 as of this fall. This could not have been done without staff adopting a culture of continuous improvement for both the agency and also themselves.

As COVID-19 began to transmit more frequently in Arizona, our team quickly moved the agency into a teleworking environment so that our staff was safe and we could continue to operate without delay. While many of Arizona’s schools did the same and began virtual education strategies, our agency knew they would be returning to class and school in person eventually and wanted to prepare our customers. To that end, we developed an infographic that we updated throughout the pandemic to assist our school district partners in opening up their facilities after a long closure and what precautions that they should take when it comes to fire hazards, plumbing and more. Additionally, we increased the Executive Authority the Board has delegated to the Director for urgent or emergency purposes from \$30,000 to \$175,000 for preconstruction projects and from \$50,000 to \$300,000 for construction projects. This enabled our agency to quickly deliver for our districts when they needed funding for capital expenditures during the pandemic.

Due to the amount of effort and time staff has put into these strategies, the SFB is pleased to report that our Customer Satisfaction Survey, in which over 100 customers participated, received an 81.7% positivity rating meaning districts rated the SFB as either excellent or good. Of the remaining surveys, the SFB received a needs improvement score which we are focusing on addressing with better communication and stronger customer service.

Much of this improvement came from staff’s hard work, but also from the support we have received from the Department of Administration and Governor’s Office. I want to thank the staff at the School Facilities Board, Department of Administration, Governor’s Office, and our school district customers, for your support and hard work over the past year.

Thank you,

Andy Tobin
Interim Executive Director
School Facilities Board

STUDENTS FIRST

In 1994, Arizona's system of school capital finance was declared unconstitutional because it failed to conform to the State constitution's "general and uniform" clause. That system relied on the secondary property tax, driven by the property wealth of a school district, and general obligation bonding. In 1996, the Arizona Superior Court imposed on the State a deadline to develop a constitutional system of school capital finance or risk closure of K-12 public schools. As a result, Governor Jane Dee Hull signed legislation that dramatically reformed the way K-12 schools are constructed in Arizona. This ended the four-year legal and legislative battle and established Arizona as the nation's school finance reform leader. This legislation/law is known as Students FIRST (Fair and Immediate Resources for Students Today).

SCHOOL FACILITIES BOARD

Students FIRST is a capital finance program funded by appropriations from the State General Fund. The program is administered by the School Facilities Board (SFB), which consists of nine voting members appointed by the Governor; in addition, the Superintendent of Public Instruction serves as a non-voting member. The Board is charged with the administration of three capital funds: 1) New School Facilities, 2) Building Renewal Grants, and 3) Emergency Deficiencies Corrections.

NEW SCHOOL FACILITIES

Students FIRST established a New School Facilities Fund for the purpose of constructing new schools to meet the state's minimum adequacy guidelines. The criteria to determine school district eligibility for new school facilities funding are based on an annual evaluation and approval of school district enrollment projections and the additional square footage that will be needed to maintain adequacy standards in a school district.

BUILDING RENEWAL GRANTS

The Building Renewal Grant Fund was established for the purpose of maintaining the adequacy of existing school facilities. School districts may apply for these monies to fund primary building renewal projects including major renovations and repairs of a building, upgrades to building systems that will maintain or extend the useful life of a building, and for infrastructure costs.

EMERGENCY DEFICIENCIES CORRECTIONS

The Emergency Deficiencies Corrections Program is an application-based funding program wherein school districts may apply to the SFB for funds to correct facility deficiencies that threaten the functioning of the school district, the preservation or protection of property or public health, welfare or safety. The cost of the correction must also exceed the school district's current year budget.

Arizona School Facilities Board Members As of 6/30/2020

Sean McCarthy

Chairman
Appointed
December 2015

Thomas Rushin

Board Member
Appointed
April 2006

Scott Thompson

Board Member
Appointed
April 2018

Robert Rice

Vice Chairman
Appointed
May 2017

Sandy Williams

Board Member
Appointed
February 2016

Jim Chang

Board Member
Appointed
April 2018

Carmen Wyckoff

Board Member
Appointed
November 2017

Halleh Landon

Board Member
Appointed
December 2017

Claudio Coria

Non-Voting Board Member
Appointed
May 2020

ANNUAL REPORT REQUIREMENTS

The Annual Report requirements are prescribed in A.R.S. §15-2002.

The school facilities board shall:

9. Submit an annual report by December 15 to the speaker of the house of representatives, the president of the senate, the superintendent of public instruction, the secretary of state and the governor that includes the following information:
 - (a) A detailed description of the amount of monies distributed by the school facilities board in the previous fiscal year.
 - (b) A list of each capital project that received monies from the school facilities board during the previous fiscal year, a brief description of each project that was funded and a summary of the board's reasons for the distribution of monies for the project.
 - (c) A summary of the findings and conclusions of the building maintenance inspections conducted pursuant to this article during the previous fiscal year.
 - (d) A summary of the findings of common design elements and characteristics of the highest performing schools and the lowest performing schools based on academic productivity** including the results of the parent quality rating survey.

** For the purposes of this paragraph, "academic productivity" means academic year advancement per calendar year as measured with student-level data using the statewide nationally standardized norm-referenced achievement test.

Overview

This report details the School Facilities Board's efforts in its legislatively assigned duties in serving 217 school districts throughout the State of Arizona.

NEW SCHOOL FACILITIES

The School Facilities Board awards New School Facilities space to school districts that do not have sufficient academic space to educate their students. Sufficient space is determined by comparing school district capacity to ADM (average daily membership) projections. In order to make the most accurate projections, the SFB closely monitors changes in the broader social, economic, and housing environment, and collects data from the following sources:

- Historical ADM data for each school district;
- Historical enrollment data with ethnic and gender makeup information for each school district;
- Demographic, social, and economic profiles on each school district from the U.S. Census and American Community Surveys;
- Residential housing completion data from Maricopa, Pinal and Pima Counties;
- Permitting data from the U.S. Census;
- Housing sales data from online real estate reports and database sites;
- Birth data for all of Arizona;
- Charter school enrollment data;
- Population, housing, and employment projections.



Mica Mountain High School groundbreaking ceremony

Estrella Foothills Global Academy under construction

FY 2020 NEW CONSTRUCTION

During FY 2020, the SFB awarded additional space to five school districts. These awards are summarized in the table below:

DISTRICT	PROJECT NUMBER	PROJECT TYPE	GRADE LEVEL	STUDENT CAPACITY	SQUARE FEET	FORMULA FUNDING
Chandler USD	035	Additional Space	9-12	931	87,500	\$17,578,750
Laveen ESD	009	New School	K-8	1,155	92,400	\$14,613,984
Santa Cruz Valley USD	008	Additional Space	9-12	239	26,800	\$5,113,708
Tanque Verde USD	002	New School	7-12	284	30,675	\$5,882,852
Vail USD	020	New School	K-5	675	54,000	\$8,429,400
						\$51,618,694

In addition, the legislature appropriated \$3,125,000 for site acquisition.

A complete demographic review of the FY 2020 capital plan cycle is found on the SFB website or by clicking the link below.

[VIEW THE FY 2020 DEMOGRAPHIC REPORT](#)

INCREASE IN THE CONSTRUCTION COST INDEX FOR NEW CONSTRUCTION IN FY 2020

A.R.S §15-2041.D.3(c) states in part

"... The cost per square foot shall be adjusted annually for construction market considerations based on an index identified or developed by the Joint Legislative Budget Committee as necessary but no less than once each year."

In FY 2020, the cost per square foot was increased by 5.29%. The table below shows the breakdown by grade configuration. These updated amounts went into effect on December 11, 2019.

Indexing of School Construction Costs for All Grade Levels - Updated 12/11/19

GRADE LEVEL	OLD URBAN	OLD RURAL	NEW URBAN (12/11/2019)	NEW RURAL (12/11/2019)
K-6	\$156.10	\$163.91	\$164.36	\$172.58
7-8	\$164.80	\$173.04	\$173.52	\$182.20
9-12	\$190.81	\$200.35	\$200.90	\$210.95
K-8	\$158.16	\$166.07	\$166.53	\$174.86
6-8	\$161.89	\$169.98	\$170.45	\$178.97
5-8	\$160.43	\$168.45	\$168.92	\$177.37
4-8	\$159.57	\$167.55	\$168.01	\$176.41
7-9	\$173.46	\$182.13	\$182.64	\$191.77
K-12	\$168.60	\$177.03	\$177.52	\$186.40
7-12	\$182.14	\$191.25	\$191.78	\$201.37
6-12	\$178.41	\$187.33	\$187.85	\$197.24
5-12	\$175.64	\$184.42	\$184.93	\$194.18

NEW CONSTRUCTION IN FY 2020

Laveen Elementary School District's new \$19.6 million Estrella Foothills Global Academy in Laveen. The School Facilities Board invested \$14,613,984 into this new 98,791 square foot school.

<https://estrellafoothills.laveenschools.org/>



NEW CONSTRUCTION IN FY 2020

Vail Unified School District's new \$27 million Mica Mountain High School in Vail. The School Facilities Board invested \$21,781,250 into this new 125,000 square foot school.

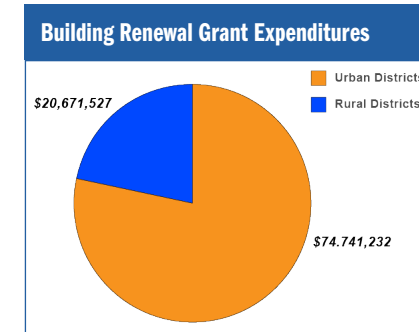
<https://mmhs.vailschooldistrict.org/>



BUILDING RENEWAL GRANT PROGRAM

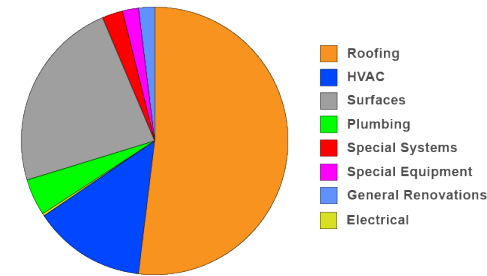
In FY 2020, the Legislature appropriated \$107,458,800 to the Building Renewal Grant fund for the School Facilities Board to administer and distribute to school districts for the purpose of maintaining the adequacy of existing school facilities.

School districts may request Building Renewal Grant funding for primary building renewal projects which the Board will prioritize based on school district routine preventative maintenance. In FY 2020, the SFB approved 652 Building Renewal Grant projects. The Board also cancelled 47 previously-approved projects and modified budgets for 198 previously-approved projects (including one reduction). A breakdown of these projects is shown in the charts below.



RURAL	URBAN	TOTAL
\$20,671,527	\$74,741,232	\$95,412,759

Grant Funds Awarded



Number of Projects

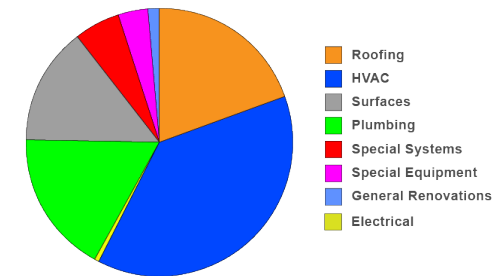


Table 1

Breakdown of FY 2020 Building Renewal Grant Awards

BUILDING SYSTEM	NEW AWARDS	SUPPLEMENTALS	CANCELLATIONS	NUMBER OF PROJECTS	GRANT FUNDS AWARDED (2)
HVAC	297	34	-26	305	\$15,599,888
Roofing	76	84	-3	157	\$60,002,452
Electrical	7	1	-2	6	\$503,829
Plumbing	123	21 (1)	-6	138	\$5,145,018
Surfaces	77	44	-7	114	\$26,737,256
Special Systems	41	4	0	45	\$2,852,282
Special Equipment	27	3	-1	29	\$2,320,176
General Renovations	4	7	-2	9	\$2,112,613
Totals	652	198	-47	803	\$115,273,514

(1) Includes one negative supplemental.

(2) Award amounts include contingency monies when applicable.

Any unused contingency monies revert back to the building renewal grant fund when projects are closed out.

ADJACENT WAYS

The School Facilities Board is tasked with the review and validation of all Adjacent Ways projects exceeding \$50,000 for compliance with and appropriate use of Adjacent Ways funding (A.R.S. 15-995). In FY 2020, the SFB validated requests for 29 School Districts, totaling \$21,847,775.

Expenditures for improvements outside the property lines of the school site, but required to serve the school facilities, can be funded with Adjacent Ways which allows a School District to request the County having jurisdiction to levy a tax on property owners to pay these costs.

This funding is for off-site items such as utility access, traffic lights and signage, streets, deceleration and turn lanes, and sidewalks to the property line so the school is afforded connection to this infrastructure.

The Statute allows for limited use of on-site Adjacent Ways expenditures for the safe ingress and egress of buses and emergency vehicles. The SFB Adjacent Ways Policy clarifies that this includes the bus student drop-off lane/loop and the fire lane/loop inclusive of curbs, signage, and pedestrian crosswalk striping.

The [SFB YouTube channel](#) provides a short tutorial video that explains appropriate uses of Adjacent Ways funding and how to submit a validation request.

BUILDING MAINTENANCE INSPECTIONS

Due to the COVID-19 pandemic, in-person inspections have been temporarily paused in order to protect students and staff from potential exposure. In the meantime, the SFB staff is developing and piloting a virtual inspection program, similar to the Arizona Department of Environmental Quality, to perform these inspections in a virtual setting.

COMMON DESIGN ELEMENTS

The SFB staff is exploring a process to streamline a more effective solution to summarize findings. The agency has prioritized ensuring standards are met for all children in the State of Arizona. Identifying trends in high-performing schools will continue to improve the educational experience for students as SFB continues to prioritize best practices.

EMERGENCY DEFICIENCIES CORRECTIONS

In FY 2020, the School Facilities Board approved six (6) new Emergency Deficiencies Correction projects, cancelled one previously-approved project, and reduced funding for one previously-approved project. The reduction was due to a portion of the project being converted to a building renewal grant project. These approvals are listed below.

Table 2

FY 2020 Emergency Deficiencies Correction Awards

DISTRICT	PROJECT #	DESCRIPTION	AWARD (1)
Chino Valley USD	001	Well re-drill	(\$10,805) (2)
Joseph City USD	001	Roofing	\$227,796
Murphy ESD	003	Repair water line pipe	\$19,920
Pima USD	004	Correct expansive soils	\$231,483
Pima USD	005	Replace storm drain	\$123,654
Pima USD	006	Demolish building	\$117,830
Ray USD	001	Repair electrical service	\$63,120
Wickenburg USD	002	Plumbing	(\$34,828) (3)
Total			\$738,170

(1) Award amounts include contingency monies when applicable. Any unused contingency monies revert back to the emergency deficiencies corrections fund when projects are closed out.

(2) Cancellation of a previous year's approval.

(3) Supplemental funding approved in FY 19, which was converted to a BRG project in FY 2020.

School Facilities Board Successes

COVID-19 Response

During the course of the pandemic, it became evident that there would be changes to how districts open their schools back up after a long period of vacancy. When a building is vacant for a substantial amount of time, there are systems that need to be checked, and new infrastructure such as COVID-19 barriers that districts may be unfamiliar with. To assist our customers, the SFB took two actions.

First, the SFB increased the Executive Authority delegated by the Board to the Director for urgent or emergency purposes from \$30,000 to \$175,000 for preconstruction projects and from \$50,000 to \$300,000 for construction projects. With this change, the SFB is able to more efficiently and effectively review and approve larger, more urgent projects or projects related to the pandemic.

Second, we created an infographic to assist districts with re-opening after an extended vacancy. The infographic includes information about flushing school facility plumbing systems, checking and running cooling and heating systems, disinfecting surfaces, and information from the State Fire Marshal's Office on COVID-19 barriers for students. A copy of the infographic is available in Spanish as well. Below are links to both versions (English and Spanish).

[Recommended Actions for Reopening School Buildings \(English\)](#)

[ACCIONES RECOMENDADAS INSTALACIONES ESCOLARES](#)

Updating Our Strategic Plan

Each year State agencies are required to update their strategic plans with the agency's top priorities for the upcoming year. This year the School Facilities Board updated our strategic plan to reflect the new leadership's top priorities and the top priorities for our staff. For the upcoming fiscal year, FY 2021, our updated strategic plan focuses on:

1. Increasing the efficiency of the distribution of Building Renewal Grant (BRG) funds,
2. Continuing the process of updating Minimum School Facility Guidelines,
3. Increasing the number of districts that update Preventative Maintenance (PM) Plans, and
4. Improving customer service provided to school districts.

A copy of the School Facilities Board FY 2021 strategic plan can be [viewed here](#).

Auditor General Report

In 2019, the Arizona Auditor General released a special audit on the School Facilities Board's Building Renewal Grant program with several key findings and a list of recommendations to improve the program as well as the agency's operations. A copy of the last update from the report can be [viewed here](#).

As of this month, the School Facilities Board has implemented 24 of the 28 recommendations provided by the Auditor General. This includes transitioning to the eCivis Grant Management system where the agency and our customers are able to submit grant applications for each of their projects, track those activities and submit monthly reports to the SFB regarding those grants. It is customized for grants just like the Building Renewal Grant program and is designed to collect eligibility, scope, and district requirements in one place for a more streamlined process.

Of the remaining four recommendations, three relate to the SFB's procurement decision matrix in the Building Renewal Grant Policy that guides districts in procurement during an SFB project. Per the Auditor General's Report, this is a policy that needed alignment with the Uniform Standards for Financial Reports (USFR) and the School District Procurement Rules as set by the State Board of Education. The final recommendation is to cancel, close or reclassify the remaining legacy projects which are Building Renewal Grants approved prior to 2018 that are still open and have not been closed out. When the Auditor released their report, they found there were over 650 legacy projects that had either stalled or not been closed. Today, there are a total of 66 legacy projects that are left and are in the process of completing work. If these projects are not completed by the end of 2020, the SFB will reclassify them and move them into the eCivis system as current projects.

[Arizona School Facilities Board - Building Renewal Grant Fund Special Audit June 2019](#)

Minimum School Facility Guidelines Updated

One of the most significant updates this year was the update to the Minimum School Facility Guidelines. These guidelines, which set the baseline for the minimum systems or infrastructure required for Arizona public schools, are prescribed in the School Facilities Board Rules in Articles 1. *Definitions*, 2. *Minimum School Facility Guidelines*, and 7. *Minimum School Facility Guidelines for the Arizona School of the Deaf and Blind*.

In 2019, a group of stakeholders was assembled to begin making recommendations for improvement to the guidelines to accurately reflect the current environment in Arizona's schools. The main focus of this update was improving the clarity and reducing redundancy in the rules so they are easier to understand and districts can easily identify when facilities are not meeting the minimum standards. To that end, the SFB was able to remove over 30 rules that were either duplicative, unnecessary, or redundant and added five (5) additional rules. The additional rules were to clear up areas that left customers confused about what the guidelines prescribed.

In the next year, the SFB plans to launch a more robust update to the Minimum School Facilities Guidelines as well as the remaining articles which include the Building Renewal Grant Program, New School Construction Program and more.

Certificate of Approval Final Rules

eCivis Transition

This year the most impactful change to the agency was our transition to the eCivis Grant Management system which is the State of Arizona enterprise system for grants. Whether one of our customers need a Building Renewal Grant from our agency, a remediation or environmental quality grant from the Department of Environmental Quality or a public assistance grant for resources to fight COVID-19 from the Department of Emergency and Military Affairs, our customers are able to review, learn, and apply for those grants in one system.

eCivis also allows the SFB staff to collect financial reports, activity reports for awarded grants, process recommendations for award, track BRG projects from start to finish, and set specific start and end dates for projects in a single, unified system. It also assists staff in collecting additional data and information to more proactively plan for future projects and funding. With this change, the SFB also introduced the eCivis Support System (ESS) that is designed to be one stop for all of the eligibility and reporting requirements districts need to complete their application. It assists districts in immediately finding their building inventory, their current reporting status, and ensures they are able to check their eligibility for each grant they apply for.

ECIVIS BUILDING RENEWAL GRANT SOLICITATIONS OVERVIEW

Tribal Report

There are 33 tribes with tribal land bases in the United States. The two largest reservations are within the borders of Arizona, the Navajo Nation and the Tohono O'odham Nation. The Navajo Nation has the most public school districts of all Arizona Tribes.

The SFB has a designated Tribal Liaison. That assignment has helped focus SFB awareness of tribal issues and concerns in our work with school districts serving tribal lands. The Tribal Liaison will continue to be the point of contact for the SFB on all matters related to the 22 Indian Tribes/Nations of Arizona.

- In FY 2020, the SFB **awarded \$1,863,007** in Building Renewal Grant funding to four (4) School Districts on tribal land.

DISTRICT	PROJECT AWARDS FY 2020
Ganado	\$284,176
Piñon Unified	\$1,409,695
Red Mesa	\$90,130
Window Rock	\$79,006
Total	\$1,863,007



Arizona Natural Landmarks on Tribal Land
(clockwise from top) Antelope Canyon, Canyon de Chelly, and Kitt Peak.



Exhibit 1

FY 2020 NEW SCHOOL FACILITIES FUND

DISTRICT	DISTRIBUTION FROM SFB	INTEREST REVENUE GENERATED (1)	EXPENDITURES (1)	BALANCE (1) 6/30/20
Agua Fria UHSD	\$0	\$0	\$0	\$15,624
Aguila ESD	\$0	—	—	—
Alhambra ESD	\$0	\$0	\$0	\$0
Amphitheater USD	\$0	\$0	\$0	\$0
Apache Junction USD	\$0	\$0	\$0	\$0
Arlington ESD	\$0	—	—	—
Avondale ESD	\$0	\$0	\$0	\$0
Benson USD	\$2,225,733	\$0	\$3,093,733	\$0
Blue Ridge USD	\$0	\$0	\$0	\$0
Buckeye ESD	\$0	\$0	\$0	\$0
Buckeye UHSD	\$0	\$0	\$0	\$0
Bullhead City ESD	\$0	\$0	\$0	\$0
Camp Verde USD	\$0	\$0	\$0	\$0
Cartwright ESD	\$0	\$0	\$0	\$0
Casa Grande ESD	\$0	\$0	\$0	\$0
Casa Grande UHSD	\$0	\$0	\$0	\$0
Cave Creek USD	\$0	\$0	\$0	\$0
Cedar USD	\$0	\$0	\$0	\$0
Chandler USD	\$36,733,901	\$160,433	\$43,629,005	\$0
Chino Valley USD	\$0	\$0	\$0	\$0
Coconino Accommodation	\$0	\$0	\$0	\$0
Congress ESD	\$0	—	—	—
Continental ESD	\$0	\$0	\$0	\$0
Coolidge USD	\$0	\$0	\$0	\$0
Crane ESD	\$0	\$1,081	\$0	\$59,216
Creighton ESD	\$0	\$0	\$0	\$0
Deer Valley USD	\$0	—	—	—
Douglas USD	\$119,693	\$0	\$174,109	\$16,334,893
Dysart USD	\$0	\$0	\$0	\$0
Florence USD	\$0	\$88	\$0	\$0
Fountain Hills USD	\$0	\$59	\$0	\$3,110
Fowler ESD	\$0	\$0	\$0	\$0
Gadsden ESD	\$0	\$0	\$0	\$2
Gilbert USD	\$0	\$0	\$0	\$0
Glendale ESD	\$0	\$0	\$0	\$0
Hackberry ESD	\$0	—	—	—
Higley USD	\$0	\$0	\$0	\$0
Humboldt USD	\$0	\$0	\$0	\$0
Hyder ESD	\$0	\$0	\$0	\$0
Isaac ESD	\$0	\$0	\$0	\$0
J O Combs USD	\$0	\$0	\$0	\$0
Laveen ESD	\$11,811,235	\$0	\$11,811,235	\$0
Liberty ESD	\$0	\$0	\$0	\$0
Litchfield ESD	\$0	\$0	\$0	\$0
Littlefield USD	\$0	\$0	\$0	\$0
Littleton ESD	\$0	\$0	\$0	\$0
Maine Consolidated District	\$0	\$104	\$0	\$6,494
Marana USD	\$0	\$0	\$0	\$0
Maricopa County Regional	\$0	—	—	—
Maricopa USD	\$111,072	\$0	\$167,777	\$57,597

(1) As reported by the District. If field is blank then information was not reported by the district.

DISTRICT	DISTRIBUTION FROM SFB	INTEREST REVENUE GENERATED (1)	EXPENDITURES (1)	BALANCE (1) 6/30/20
Mobile ESD	\$0	\$0	\$0	\$0
Morristown ESD	\$0	\$0	\$0	\$0
Naco ESD	\$0	\$0	\$0	\$0
Nadaburg USD	\$0	\$0	\$0	\$0
Navajo County Accommodation	\$0	—	—	—
Oracle ESD	\$0	\$49	\$0	\$2,733
Palo Verde ESD	\$0	\$0	\$0	\$0
Palominas ESD	\$0	\$0	\$0	\$0
Paradise Valley USD	\$0	\$0	\$0	\$0
Patagonia UHSD	\$0	\$0	\$0	\$0
Pendergast ESD	\$0	\$0	\$0	\$0
Peoria USD	\$0	\$0	\$0	\$0
Phoenix UHSD	\$0	—	—	—
Pima USD	\$210,000	\$0	\$0	\$0
Queen Creek USD	\$10,617,018	\$62,106	\$9,628,638	\$0
Ray USD	\$0	\$0	\$0	\$0
Red Mesa USD	\$0	—	—	—
Red Rock ESD	\$0	\$1,264	\$0	\$66,071
Riverside ESD	\$0	\$0	\$0	\$0
Roosevelt ESD	\$0	\$0	\$0	\$0
Saddle Mountain USD	\$0	\$0	\$0	\$0
Safford USD	\$6,119	\$0	\$179,297	\$0
Sahuarita USD	\$0	\$0	\$0	\$0
San Fernando ESD	\$0	—	—	—
Santa Cruz County Accommodation	\$0	\$0	\$0	\$0
Santa Cruz Valley USD	\$0	\$0	\$67,477	\$0
Skull Valley ESD	\$0	\$0	\$0	\$0
Somerton ESD	\$335,232	\$145	\$359,892	\$145
Stanfield ESD	\$0	\$0	\$0	\$0
Sunnyside USD	\$0	\$0	\$0	\$0
Tanque Verde USD	\$0	\$1	\$0	\$34
Thatcher USD	\$37,217	\$0	\$0	\$63,284
Tolleson ESD	\$0	—	—	—
Tolleson UHSD	\$22,521,811	—	—	—
Toltec ESD	\$0	\$16	\$0	\$5,978
Tombstone USD	\$0	\$0	\$0	\$0
Tonto Basin ESD	\$0	—	—	—
Tuba City USD	\$0	\$0	\$0	\$0
Union ESD	\$0	\$0	\$0	\$0
Vail USD	\$17,376,436	\$0	\$0	\$0
Vernon ESD	\$0	\$0	\$0	\$0
Wickenburg USD	\$0	\$0	\$0	\$0
Yavapai Accommodation	\$0	—	—	—
Yuma ESD	\$0	\$0	\$0	\$0
Yuma UHSD	\$0	\$0	\$0	\$0
Total	\$102,105,466	\$225,346	\$69,111,163	\$16,615,183

(1) As reported by the District. If field is blank then information was not reported by the district.

Exhibit 2

FY 2020 BUILDING RENEWAL GRANT FUND

DISTRICT	RURAL OR URBAN	PROJECT NUMBER	DESCRIPTION	AWARD (1)	EXPENDITURES
Agua Fria UHSD	Urban	013	HVAC	\$520,986	\$230,298
Agua Fria UHSD	Urban	014	Roofing	\$2,147,220	\$28,185
Agua Fria UHSD	Urban	016	Roofing	\$123,250	\$88,000
Aguila ESD	Urban	009	General Renovations	\$348,046	\$228,100
Aguila ESD	Urban	010	Surfaces	\$72,077	\$12,500
Ajo USD	Rural	006	Special Systems	\$742,928	\$70,174
Ajo USD	Rural	007	Surfaces	\$949,075	\$925,200
Ajo USD	Rural	008	Roofing	\$800,040	\$229,200
Ajo USD	Rural	009	Plumbing	\$13,900	\$12,800
Ajo USD	Rural	010	Plumbing	\$2,420	\$1,360
Alhambra ESD	Urban	005	Special Systems	\$437,879	\$402,494
Amphitheater USD	Urban	009	Surfaces	\$115,543	\$71,429
Amphitheater USD	Urban	015	Plumbing	\$67,163	\$67,163
Amphitheater USD	Urban	020	Roofing	\$607,978	\$506,883
Amphitheater USD	Urban	021	HVAC	\$293,733	\$246,948
Amphitheater USD	Urban	022	HVAC	\$81,909	\$76,309
Amphitheater USD	Urban	023	Roofing	\$1,413,534	\$457,773
Amphitheater USD	Urban	024	Roofing	\$86,834	\$72,254
Amphitheater USD	Urban	025	Roofing	\$4,785,891	\$2,203,882
Amphitheater USD	Urban	026	Surfaces	\$49,049	\$9,400
Amphitheater USD	Urban	031	Roofing	\$1,065,566	\$507,392
Amphitheater USD	Urban	032	Roofing	\$3,166,760	\$2,301,823
Amphitheater USD	Urban	033	Roofing	\$324,538	\$18,540
Amphitheater USD	Urban	034	Roofing	\$441,915	\$379,483
Amphitheater USD	Urban	036	HVAC	\$9,909	\$9,909
Amphitheater USD	Urban	037	HVAC	\$42,694	\$42,694
Amphitheater USD	Urban	038	Roofing	\$32,793	\$2,540
Amphitheater USD	Urban	039	Roofing	\$51,305	\$8,140
Amphitheater USD	Urban	040	Roofing	\$69,611	\$8,170
Amphitheater USD	Urban	041	Surfaces	\$9,710	\$3,117
Antelope UHSD	Urban	009	Surfaces	\$8,290	\$8,290
Apache ESD	Rural	002	Surfaces	\$10,703	\$10,703
Apache Junction USD	Urban	004	Plumbing	\$1,134	\$1,134
Apache Junction USD	Urban	005	Surfaces	\$9,453	\$9,453
Apache Junction USD	Urban	006	Surfaces	\$8,974	\$8,157
Apache Junction USD	Urban	007	Surfaces	\$7,599	\$7,599
Ash Creek ESD	Rural	011	Special Systems	\$26,004	\$21,561
Ash Fork USD	Rural	001	Roofing	\$49,926	\$41,400
Ash Fork USD	Rural	002	Roofing	\$100,633	\$100,633
Ash Fork USD	Rural	003	HVAC	\$39,750	\$39,750
Ash Fork USD	Rural	004	Surfaces	\$67,816	\$37,446
Balsz ESD	Urban	006	HVAC	\$673,400	\$169,656
Balsz ESD	Urban	008	Surfaces	\$544,096	\$55,732
Balsz ESD	Urban	009	HVAC	\$22,033	\$22,033

(1) Award amount is cumulative as of November 2020; it is not exclusive to FY 2020.

DISTRICT	RURAL OR URBAN	PROJECT NUMBER	DESCRIPTION	AWARD (1)	EXPENDITURES
Beaver Creek ESD	Urban	005	Roofing	\$361,328	\$35,063
Beaver Creek ESD	Urban	006	Plumbing	\$5,473	\$5,473
Beaver Creek ESD	Urban	007	Special Equipment	\$446,983	\$25,270
Benson USD	Urban	002	Roofing	\$546,481	\$486,143
Benson USD	Urban	005	Surfaces	\$10,500	\$9,866
Bicentennial UHSD	Urban	009	General Renovations	\$1,859,151	\$1,512,309
Bicentennial UHSD	Urban	010	Surfaces	\$180,985	\$33,175
Bisbee USD	Rural	003	Roofing	\$2,025,968	\$115,849
Bisbee USD	Rural	004	Special Equipment	\$69,250	\$69,250
Blue Ridge USD	Rural	026	Roofing	\$326,689	\$311,557
Blue Ridge USD	Rural	028	Special Systems	\$2,508	\$2,508
Blue Ridge USD	Rural	030	HVAC	\$36,315	\$35,815
Blue Ridge USD	Rural	031	HVAC	\$11,160	\$10,660
Blue Ridge USD	Rural	032	HVAC	\$65,211	\$65,211
Blue Ridge USD	Rural	033	HVAC	\$6,206	\$6,206
Blue Ridge USD	Rural	034	HVAC	\$12,923	\$11,923
Blue Ridge USD	Rural	035	HVAC	\$36,672	\$36,672
Blue Ridge USD	Rural	036	HVAC	\$29,762	\$29,762
Blue Ridge USD	Rural	037	HVAC	\$29,360	\$29,360
Blue Ridge USD	Rural	038	Special Systems	\$3,880	\$3,880
Blue Ridge USD	Rural	039	HVAC	\$17,563	\$15,966
Blue Ridge USD	Rural	040	Plumbing	\$6,750	\$6,750
Bonita ESD	Urban	008	Surfaces	\$824,635	\$370,105
Bonita ESD	Urban	009	Surfaces	\$70,630	\$69,550
Bonita ESD	Urban	013	Special Systems	\$2,546	\$2,546
Bonita ESD	Urban	014	HVAC	\$7,227	\$6,626
Bonita ESD	Urban	015	General Renovations	\$8,500	\$8,500
Bouse ESD	Urban	003	Plumbing	\$25,817	\$23,316
Bouse ESD	Urban	004	General Renovations	\$525,001	\$30,706
Bouse ESD	Urban	005	HVAC	\$14,588	\$9,648
Buckeye ESD	Urban	010	Roofing	\$181,673	\$91,048
Buckeye ESD	Urban	011	Roofing	\$1,065,672	\$54,946
Buckeye ESD	Urban	012	Roofing	\$450,395	\$159,693
Buckeye ESD	Urban	013	Roofing	\$668,533	\$51,813
Buckeye ESD	Urban	014	Surfaces	\$318,286	\$7,036
Buckeye ESD	Urban	015	Plumbing	\$5,977	\$5,977
Buckeye ESD	Urban	016	HVAC	\$16,087	\$16,087
Buckeye ESD	Urban	017	Plumbing	\$5,716	\$5,716
Bullhead City ESD	Urban	062	HVAC	\$6,630	\$750
Bullhead City ESD	Urban	063	HVAC	\$5,880	\$5,880
Bullhead City ESD	Urban	079	HVAC	\$9,645	\$1,775
Bullhead City ESD	Urban	080	HVAC	\$9,645	\$1,775
Bullhead City ESD	Urban	081	HVAC	\$9,645	\$1,775
Bullhead City ESD	Urban	082	HVAC	\$9,645	\$1,775

(1) Award amount is cumulative as of November 2020; it is not exclusive to FY 2020.

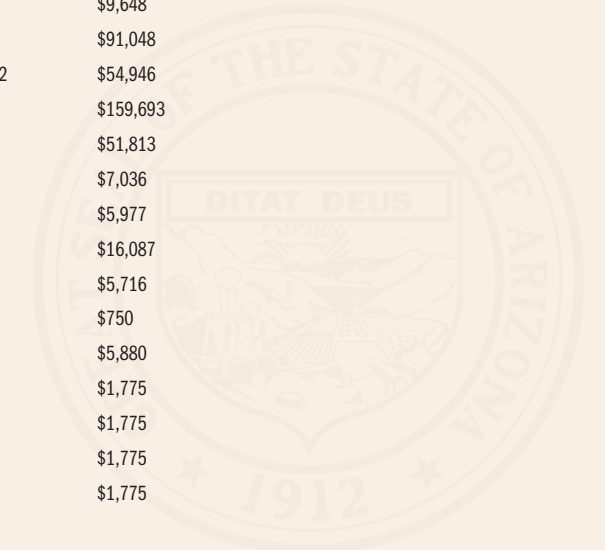


Exhibit 2

FY 2020 BUILDING RENEWAL GRANT FUND (continued)

DISTRICT	RURAL OR URBAN	PROJECT NUMBER	DESCRIPTION	AWARD (1)	EXPENDITURES
Bullhead City ESD	Urban	083	HVAC	\$5,686	\$5,686
Bullhead City ESD	Urban	084	HVAC	\$5,800	\$5,800
Bullhead City ESD	Urban	085	Surfaces	\$73,500	\$73,500
Bullhead City ESD	Urban	086	Plumbing	\$4,170	\$4,170
Bullhead City ESD	Urban	087	HVAC	\$3,620	\$3,620
Bullhead City ESD	Urban	088	HVAC	\$5,400	\$5,400
Bullhead City ESD	Urban	089	Plumbing	\$357	\$357
Camp Verde USD	Urban	007	Roofing	\$1,188,595	\$31,340
Camp Verde USD	Urban	008	Roofing	\$1,411,973	\$59,520
Camp Verde USD	Urban	009	Special Systems	\$187,511	\$170,530
Camp Verde USD	Urban	010	Special Systems	\$59,412	\$59,412
Canon ESD	Urban	016	Special Systems	\$4,860	\$295
Canon ESD	Urban	018	HVAC	\$2,056	\$1,869
Cartwright ESD	Urban	005	Roofing	\$4,066,245	\$3,388,882
Cartwright ESD	Urban	006	Roofing	\$382,762	\$295,937
Cartwright ESD	Urban	007	Surfaces	\$859,075	\$838,715
Cartwright ESD	Urban	008	Roofing	\$1,752,778	\$1,708,533
Cartwright ESD	Urban	011	Roofing	\$916,945	\$7,840
Cartwright ESD	Urban	012	Roofing	\$1,143,610	\$1,121,280
Cartwright ESD	Urban	013	Roofing	\$1,029,511	\$58,175
Cartwright ESD	Urban	015	Roofing	\$567,015	\$444,931
Cartwright ESD	Urban	017	Roofing	\$183,263	\$26,900
Cartwright ESD	Urban	018	Roofing	\$654,458	\$569,265
Cartwright ESD	Urban	026	Roofing	\$1,096,908	\$954,645
Cartwright ESD	Urban	027	Surfaces	\$4,500	\$4,500
Cartwright ESD	Urban	028	Surfaces	\$4,500	\$4,500
Cartwright ESD	Urban	029	Roofing	\$2,505,245	\$2,137,456
Casa Grande ESD	Urban	054	Surfaces	\$257,077	\$212,974
Casa Grande ESD	Urban	058	Surfaces	\$13,314	\$9,614
Casa Grande ESD	Urban	059	Roofing	\$258,328	\$2,150
Casa Grande ESD	Urban	060	Roofing	\$111,525	\$17,200
Casa Grande ESD	Urban	065	Surfaces	\$149,951	\$11,635
Casa Grande ESD	Urban	067	HVAC	\$8,831	\$8,831
Casa Grande ESD	Urban	068	Plumbing	\$7,842	\$7,842
Casa Grande ESD	Urban	069	General Renovations	\$26,110	\$8,700
Casa Grande ESD	Urban	070	HVAC	\$12,442	\$12,442
Casa Grande ESD	Urban	071	HVAC	\$24,931	\$12,964
Casa Grande ESD	Urban	072	Plumbing	\$337,140	\$181,550
Casa Grande ESD	Urban	073	HVAC	\$65,220	\$65,220
Casa Grande ESD	Urban	074	HVAC	\$11,375	\$11,375
Casa Grande ESD	Urban	075	HVAC	\$11,199	\$11,199
Casa Grande ESD	Urban	076	HVAC	\$10,208	\$10,208
Casa Grande ESD	Urban	077	HVAC	\$8,034	\$8,034
Casa Grande ESD	Urban	078	HVAC	\$8,019	\$8,019

(1) Award amount is cumulative as of November 2020; it is not exclusive to FY 2020.

DISTRICT	RURAL OR URBAN	PROJECT NUMBER	DESCRIPTION	AWARD (1)	EXPENDITURES
Casa Grande ESD	Urban	079	Plumbing	\$9,700	\$9,700
Casa Grande ESD	Urban	080	HVAC	\$9,250	\$9,250
Casa Grande ESD	Urban	081	HVAC	\$9,250	\$9,250
Casa Grande ESD	Urban	082	HVAC	\$8,752	\$8,752
Casa Grande ESD	Urban	083	Plumbing	\$8,780	\$8,774
Casa Grande ESD	Urban	084	HVAC	\$22,127	\$20,127
Casa Grande ESD	Urban	085	Plumbing	\$16,110	\$16,110
Casa Grande ESD	Urban	086	Roofing	\$44,680	\$2,680
Casa Grande ESD	Urban	087	Roofing	\$488,926	\$15,495
Casa Grande ESD	Urban	088	Surfaces	\$150,989	\$12,866
Casa Grande ESD	Urban	089	Surfaces	\$236,235	\$4,825
Casa Grande ESD	Urban	091	HVAC	\$5,868	\$5,868
Casa Grande ESD	Urban	092	Plumbing	\$1,500	\$1,500
Casa Grande ESD	Urban	094	HVAC	\$95,040	\$16,500
Casa Grande ESD	Urban	095	HVAC	\$8,179	\$8,179
Casa Grande ESD	Urban	097	Plumbing	\$7,695	\$7,695
Casa Grande ESD	Urban	098	HVAC	\$337,152	\$10,850
Casa Grande UHSD	Urban	028	HVAC	\$1,592	\$1,296
Casa Grande UHSD	Urban	031	HVAC	\$5,188	\$3,488
Casa Grande UHSD	Urban	032	Roofing	\$74,073	\$55,675
Casa Grande UHSD	Urban	033	Special Equipment	\$19,805	\$19,805
Casa Grande UHSD	Urban	034	HVAC	\$13,926	\$12,622
Casa Grande UHSD	Urban	035	Plumbing	\$15,832	\$15,832
Cave Creek USD	Urban	015	Roofing	\$2,672,497	\$1,837,704
Cave Creek USD	Urban	018	Roofing	\$1,190,350	\$498,368
Cave Creek USD	Urban	019	Roofing	\$653,594	\$278,144
Cave Creek USD	Urban	025	Plumbing	\$2,088	\$2,088
Cave Creek USD	Urban	030	HVAC	\$24,505	\$24,505
Cave Creek USD	Urban	031	HVAC	\$51,589	\$45,321
Cave Creek USD	Urban	032	Surfaces	\$36,525	\$8,300
Cave Creek USD	Urban	033	HVAC	\$1,517	\$1,017
Cave Creek USD	Urban	034	HVAC	\$4,541	\$4,541
Cave Creek USD	Urban	035	HVAC	\$3,652	\$3,652
Cave Creek USD	Urban	041	Plumbing	\$662	\$662
Cave Creek USD	Urban	043	Plumbing	\$522	\$522
Cedar USD	Rural	011	HVAC	\$705,490	\$195,021
Chandler USD	Urban	002	Roofing	\$1,462,600	\$708,356
Chandler USD	Urban	003	Roofing	\$1,093,745	\$969,745
Chandler USD	Urban	004	HVAC	\$735,840	\$603,919
Chandler USD	Urban	005	HVAC	\$231,035	\$181,130
Chinle USD	Rural	004	Surfaces	\$203,456	\$77,181
Clarkdale-Jerome ESD	Urban	008	Plumbing	\$4,950	\$4,950
Clarkdale-Jerome ESD	Urban	009	Plumbing	\$7,150	\$7,150
Clarkdale-Jerome ESD	Urban	010	HVAC	\$26,973	\$26,973

(1) Award amount is cumulative as of November 2020; it is not exclusive to FY 2020.

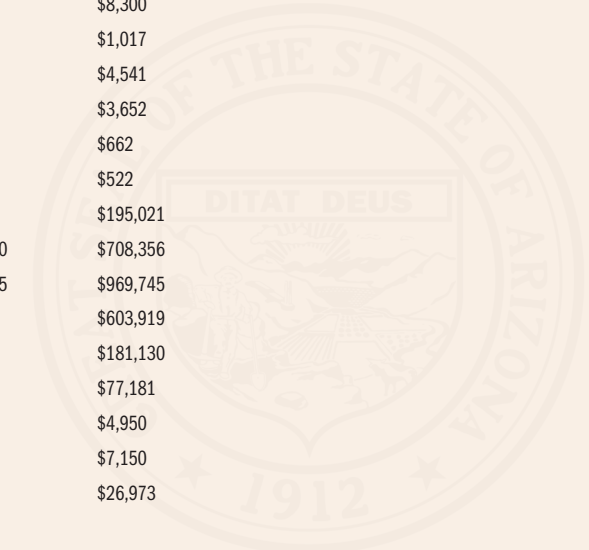


Exhibit 2

FY 2020 BUILDING RENEWAL GRANT FUND (continued)

DISTRICT	RURAL OR URBAN	PROJECT NUMBER	DESCRIPTION	AWARD (1)	EXPENDITURES
Cochise ESD	Urban	004	Plumbing	\$23,779	\$20,465
Colorado City USD	Urban	002	Roofing	\$425,400	\$398,200
Colorado City USD	Urban	004	Surfaces	\$457,675	\$417,856
Colorado City USD	Urban	006	Roofing	\$2,130	\$2,130
Colorado River UHSD	Urban	052	HVAC	\$7,590	\$6,900
Colorado River UHSD	Urban	053	HVAC	\$3,040	\$2,762
Colorado River UHSD	Urban	054	HVAC	\$3,696	\$3,358
Coolidge USD	Urban	026	HVAC	\$18,941	\$18,941
Coolidge USD	Urban	028	HVAC	\$18,321	\$18,321
Crane ESD	Urban	050	HVAC	\$327,977	\$8,792
Crane ESD	Urban	051	HVAC	\$328,782	\$8,792
Crane ESD	Urban	053	Special Systems	\$14,658	\$14,658
Crane ESD	Urban	054	Special Systems	\$17,950	\$17,950
Crane ESD	Urban	055	Special Systems	\$15,233	\$15,233
Crane ESD	Urban	056	Special Systems	\$6,338	\$6,338
Crane ESD	Urban	057	Special Systems	\$9,965	\$9,965
Crane ESD	Urban	058	Special Systems	\$236,798	\$236,798
Crane ESD	Urban	059	Special Systems	\$186,105	\$186,105
Crane ESD	Urban	060	Special Systems	\$140,607	\$140,607
Crane ESD	Urban	061	Plumbing	\$446	\$446
Crane ESD	Urban	062	HVAC	\$2,038	\$2,038
Crane ESD	Urban	063	HVAC	\$5,400	\$5,400
Crane ESD	Urban	064	HVAC	\$2,038	\$2,038
Crane ESD	Urban	065	HVAC	\$9,900	\$9,900
Crane ESD	Urban	066	HVAC	\$812	\$812
Crane ESD	Urban	067	HVAC	\$6,562	\$6,562
Crane ESD	Urban	068	Plumbing	\$500	\$500
Crane ESD	Urban	069	HVAC	\$5,499	\$5,499
Crane ESD	Urban	070	HVAC	\$1,134	\$1,134
Crane ESD	Urban	071	Plumbing	\$1,774	\$1,774
Crane ESD	Urban	072	HVAC	\$2,812	\$2,812
Crane ESD	Urban	073	HVAC	\$1,896	\$1,495
Creighton ESD	Urban	024	Plumbing	\$4,192	\$3,811
Creighton ESD	Urban	025	Surfaces	\$8,582	\$7,801
Creighton ESD	Urban	028	Plumbing	\$5,553	\$5,048
Creighton ESD	Urban	029	Plumbing	\$6,573	\$5,974
Creighton ESD	Urban	031	Special Equipment	\$1,366	\$1,137
Creighton ESD	Urban	032	Special Equipment	\$12,787	\$9,972
Double Adobe ESD	Rural	005	Surfaces	\$580,576	\$97,414
Douglas USD	Rural	009	HVAC	\$265,636	\$6,500
Douglas USD	Rural	011	Plumbing	\$56,000	\$14,000
Douglas USD	Rural	012	Surfaces	\$59,400	\$20,950
Douglas USD	Rural	019	HVAC	\$324,669	\$16,000
Douglas USD	Rural	020	Plumbing	\$73,328	\$5,500

(1) Award amount is cumulative as of November 2020; it is not exclusive to FY 2020.

DISTRICT	RURAL OR URBAN	PROJECT NUMBER	DESCRIPTION	AWARD (1)	EXPENDITURES
Dysart USD	Urban	022	Roofing	\$578,280	\$523,712
Dysart USD	Urban	024	HVAC	\$4,325	\$4,325
Dysart USD	Urban	025	HVAC	\$4,510	\$3,910
Dysart USD	Urban	026	HVAC	\$35,433	\$35,433
Dysart USD	Urban	027	HVAC	\$8,667	\$8,667
Dysart USD	Urban	028	HVAC	\$8,320	\$7,564
Dysart USD	Urban	029	General Renovations	\$28,400	\$8,900
Dysart USD	Urban	030	Surfaces	\$215,835	\$9,368
Dysart USD	Urban	032	Plumbing	\$8,424	\$7,376
Elfrida ESD	Rural	008	Surfaces	\$489,282	\$334,694
Eloy ESD	Urban	004	HVAC	\$159,950	\$20,947
Eloy ESD	Urban	010	HVAC	\$8,517	\$1,500
Eloy ESD	Urban	011	Roofing	\$13,038	\$13,038
Flagstaff USD	Urban	006	Roofing	\$250,720	\$160,000
Florence USD	Urban	031	Roofing	\$1,472,950	\$1,177,624
Florence USD	Urban	032	Roofing	\$1,113,725	\$167,350
Florence USD	Urban	046	Plumbing	\$10,299	\$9,399
Florence USD	Urban	047	Roofing	\$1,799,485	\$374,585
Florence USD	Urban	049	Plumbing	\$1,590	\$1,590
Florence USD	Urban	050	HVAC	\$4,808	\$3,379
Florence USD	Urban	054	Special Equipment	\$68,142	\$68,142
Florence USD	Urban	055	HVAC	\$2,088	\$2,088
Florence USD	Urban	056	HVAC	\$10,915	\$9,922
Florence USD	Urban	057	HVAC	\$22,785	\$20,164
Florence USD	Urban	058	HVAC	\$1,226	\$1,226
Florence USD	Urban	059	Plumbing	\$46,592	\$43,049
Florence USD	Urban	060	Special Systems	\$7,664	\$6,839
Florence USD	Urban	062	Special Equipment	\$7,433	\$7,433
Florence USD	Urban	064	Plumbing	\$12,122	\$12,122
Florence USD	Urban	065	HVAC	\$105,000	\$49,100
Flowing Wells USD	Urban	007	Roofing	\$83,720	\$1,327
Flowing Wells USD	Urban	011	Special Equipment	\$202,335	\$183,891
Flowing Wells USD	Urban	012	Special Equipment	\$508,511	\$296,476
Flowing Wells USD	Urban	013	HVAC	\$1,887,339	\$1,129,961
Flowing Wells USD	Urban	015	Special Systems	\$16,392	\$4,723
Fountain Hills USD	Urban	005	HVAC	\$11,515	\$10,514
Fredonia-Mocasin USD	Urban	004	Roofing	\$69,809	\$52,580
Fredonia-Mocasin USD	Urban	005	Roofing	\$28,809	\$18,817
Fredonia-Mocasin USD	Urban	007	Surfaces	\$69,450	\$48,775
Fredonia-Mocasin USD	Urban	010	HVAC	\$28,050	\$16,125
Fredonia-Mocasin USD	Urban	011	HVAC	\$4,030	\$3,670
Fredonia-Mocasin USD	Urban	012	HVAC	\$33,050	\$26,655
Ft Thomas USD	Rural	004	Plumbing	\$783,760	\$236,982
Gadsden ESD	Urban	002	Roofing	\$651,960	\$453,142

(1) Award amount is cumulative as of November 2020; it is not exclusive to FY 2020.

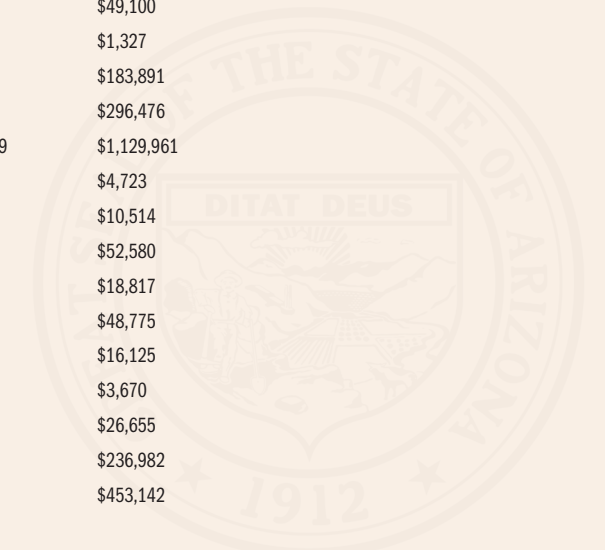


Exhibit 2

FY 2020 BUILDING RENEWAL GRANT FUND (continued)

DISTRICT	RURAL OR URBAN	PROJECT NUMBER	DESCRIPTION	AWARD (1)	EXPENDITURES
Ganado USD	Rural	012	Roofing	\$121,286	\$1,063
Ganado USD	Rural	013	Roofing	\$82,383	\$1,063
Ganado USD	Rural	014	Roofing	\$37,156	\$1,063
Ganado USD	Rural	015	Plumbing	\$168,589	\$168,589
Ganado USD	Rural	016	Plumbing	\$57,924	\$57,924
Gila Bend USD	Urban	022	HVAC	\$51,801	\$2,165
Gila Bend USD	Urban	026	HVAC	\$127,269	\$79,008
Gila Bend USD	Urban	034	HVAC	\$2,952	\$2,952
Gila Bend USD	Urban	035	HVAC	\$2,945	\$2,945
Gila Bend USD	Urban	036	HVAC	\$4,866	\$1,718
Gilbert USD	Urban	006	Surfaces	\$525,895	\$457,994
Glendale ESD	Urban	022	Surfaces	\$198,580	\$180,013
Glendale ESD	Urban	027	Special Equipment	\$9,998	\$9,998
Glendale ESD	Urban	028	Special Equipment	\$7,743	\$7,742
Glendale ESD	Urban	029	Special Equipment	\$3,206	\$3,206
Glendale ESD	Urban	030	Special Equipment	\$18,453	\$18,453
Glendale ESD	Urban	031	Surfaces	\$89,780	\$4,938
Glendale ESD	Urban	035	Roofing	\$7,150	\$1,215
Glendale ESD	Urban	036	Roofing	\$11,000	\$1,870
Glendale UHSD	Urban	015	Roofing	\$908,339	\$53,850
Glendale UHSD	Urban	016	Roofing	\$674,220	\$374,936
Glendale UHSD	Urban	018	HVAC	\$20,898	\$20,898
Globe USD	Rural	005	Surfaces	\$256,631	\$198,676
Grand Canyon USD	Rural	003	Roofing	\$55,760	\$7,760
Grand Canyon USD	Rural	004	Surfaces	\$25,000	\$17,500
Grand Canyon USD	Rural	005	Roofing	\$24,300	\$2,430
Hayden-Winkelman USD	Rural	012	Surfaces	\$342,780	\$32,500
Hayden-Winkelman USD	Rural	013	Surfaces	\$190,810	\$21,500
Hayden-Winkelman USD	Rural	014	HVAC	\$7,650	\$1,850
Hayden-Winkelman USD	Rural	015	HVAC	\$215,729	\$21,000
Hayden-Winkelman USD	Rural	016	Roofing	\$17,850	\$17,850
Hayden-Winkelman USD	Rural	017	HVAC	\$504,584	\$22,500
Heber-Overgaard USD	Rural	001	HVAC	\$24,230	\$21,730
Heber-Overgaard USD	Rural	002	HVAC	\$24,764	\$22,264
Higley USD	Urban	007	Surfaces	\$1,520,200	\$38,700
Higley USD	Urban	009	Surfaces	\$388,501	\$56,741
Higley USD	Urban	019	Surfaces	\$2,937,270	\$2,385,853
Higley USD	Urban	022	HVAC	\$234,489	\$226,489
Higley USD	Urban	024	Surfaces	\$3,207,910	\$1,869,494
Higley USD	Urban	025	Plumbing	\$7,977	\$7,977
Higley USD	Urban	026	HVAC	\$15,450	\$15,450
Higley USD	Urban	028	HVAC	\$6,237	\$6,237
Higley USD	Urban	029	HVAC	\$4,518	\$4,518
Higley USD	Urban	030	HVAC	\$12,598	\$12,598

(1) Award amount is cumulative as of November 2020; it is not exclusive to FY 2020.

DISTRICT	RURAL OR URBAN	PROJECT NUMBER	DESCRIPTION	AWARD (1)	EXPENDITURES
Higley USD	Urban	031	HVAC	\$43,823	\$43,823
Higley USD	Urban	032	HVAC	\$8,600	\$8,600
Holbrook USD	Rural	004	Special Systems	\$56,772	\$20,000
Holbrook USD	Rural	005	Roofing	\$3,950	\$3,950
Holbrook USD	Rural	006	Roofing	\$3,750	\$3,750
Holbrook USD	Rural	007	HVAC	\$7,279	\$7,279
Holbrook USD	Rural	008	HVAC	\$9,992	\$9,992
Holbrook USD	Rural	009	HVAC	\$9,972	\$9,972
Holbrook USD	Rural	010	HVAC	\$3,666	\$3,666
Holbrook USD	Rural	011	HVAC	\$7,085	\$7,085
Humboldt USD	Urban	009	Roofing	\$93,039	\$2,750
Humboldt USD	Urban	010	HVAC	\$173,835	\$162,435
Humboldt USD	Urban	015	Surfaces	\$3,783	\$3,783
Humboldt USD	Urban	017	Roofing	\$30,877	\$28,359
Humboldt USD	Urban	019	HVAC	\$46,450	\$46,450
Humboldt USD	Urban	020	Roofing	\$39,848	\$31,586
Humboldt USD	Urban	021	Plumbing	\$50,430	\$45,930
Humboldt USD	Urban	022	HVAC	\$22,683	\$22,683
Humboldt USD	Urban	023	HVAC	\$10,376	\$10,376
Isaac ESD	Urban	013	Roofing	\$1,441,271	\$483,428
Isaac ESD	Urban	015	Electrical	\$21,527	\$21,527
Isaac ESD	Urban	019	HVAC	\$24,334	\$24,334
J O Combs USD	Urban	020	Surfaces	\$705,989	\$58,636
J O Combs USD	Urban	026	Roofing	\$130,174	\$7,973
J O Combs USD	Urban	027	Roofing	\$56,957	\$3,037
J O Combs USD	Urban	028	Roofing	\$84,350	\$4,108
J O Combs USD	Urban	029	Roofing	\$57,332	\$3,037
J O Combs USD	Urban	030	Roofing	\$60,833	\$2,215
Joseph City USD	Rural	007	HVAC	\$161,224	\$17,241
Joseph City USD	Rural	009	Special Equipment	\$1,920	\$1,440
Joseph City USD	Rural	011	Roofing	\$267,203	\$12,672
Joseph City USD	Rural	013	HVAC	\$13,888	\$12,627
Joseph City USD	Rural	014	HVAC	\$17,439	\$15,854
Joseph City USD	Rural	015	Special Systems	\$9,881	\$8,883
Joseph City USD	Rural	017	Surfaces	\$4,344	\$1,717
Joseph City USD	Rural	019	HVAC	\$6,509	\$5,909
Joseph City USD	Rural	020	Plumbing	\$20,076	\$18,251
Joseph City USD	Rural	022	Roofing	\$532,261	\$422,463
Joseph City USD	Rural	024	Roofing	\$563	\$344
Kirkland ESD	Urban	016	Surfaces	\$220,185	\$33,500
Kirkland ESD	Urban	017	Surfaces	\$66,424	\$66,424
Kirkland ESD	Urban	018	Roofing	\$85,535	\$10,500
Kyrene ESD	Urban	004	Surfaces	\$815,010	\$815,010
Kyrene ESD	Urban	005	Surfaces	\$265,820	\$265,820

(1) Award amount is cumulative as of November 2020; it is not exclusive to FY 2020.

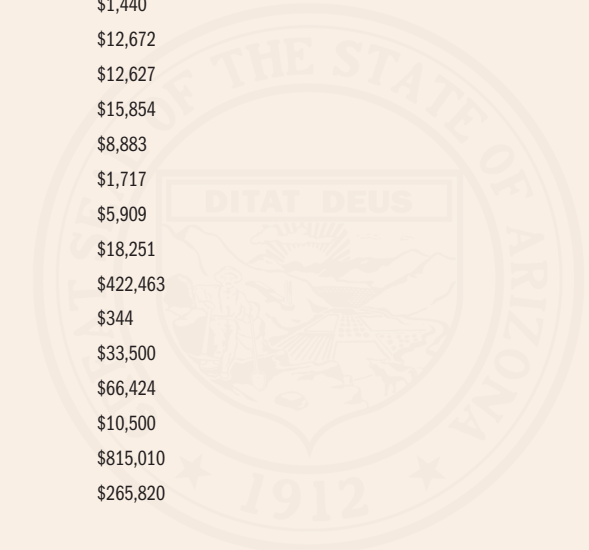


Exhibit 2

FY 2020 BUILDING RENEWAL GRANT FUND (continued)

DISTRICT	RURAL OR URBAN	PROJECT NUMBER	DESCRIPTION	AWARD (1)	EXPENDITURES
Lake Havasu USD	Urban	081	HVAC	\$829,045	\$646,478
Lake Havasu USD	Urban	101	Electrical	\$9,955	\$6,925
Lake Havasu USD	Urban	102	HVAC	\$3,400	\$3,400
Lake Havasu USD	Urban	103	HVAC	\$8,758	\$8,258
Lake Havasu USD	Urban	104	HVAC	\$38,814	\$38,814
Lake Havasu USD	Urban	105	Plumbing	\$9,645	\$9,645
Lake Havasu USD	Urban	106	HVAC	\$15,890	\$15,890
Lake Havasu USD	Urban	107	HVAC	\$10,799	\$10,799
Lake Havasu USD	Urban	108	HVAC	\$9,992	\$9,992
Lake Havasu USD	Urban	109	HVAC	\$34,531	\$34,531
Lake Havasu USD	Urban	110	HVAC	\$7,979	\$7,979
Lake Havasu USD	Urban	111	Special Systems	\$6,730	\$6,730
Lake Havasu USD	Urban	112	Special Systems	\$26,137	\$26,137
Lake Havasu USD	Urban	113	HVAC	\$3,747	\$3,747
Lake Havasu USD	Urban	114	HVAC	\$2,977	\$2,977
Laveen ESD	Urban	040	HVAC	\$10,759	\$10,759
Laveen ESD	Urban	049	HVAC	\$9,000	\$9,000
Laveen ESD	Urban	050	HVAC	\$2,369	\$2,369
Laveen ESD	Urban	051	HVAC	\$3,600	\$3,600
Laveen ESD	Urban	053	HVAC	\$1,638	\$1,638
Laveen ESD	Urban	055	HVAC	\$2,436	\$2,436
Laveen ESD	Urban	056	HVAC	\$2,498	\$2,498
Liberty ESD	Urban	011	Surfaces	\$438,488	\$41,349
Liberty ESD	Urban	012	Surfaces	\$411,511	\$38,651
Liberty ESD	Urban	026	HVAC	\$113,306	\$62,164
Liberty ESD	Urban	027	HVAC	\$6,925	\$6,925
Liberty ESD	Urban	028	HVAC	\$5,475	\$5,475
Liberty ESD	Urban	029	HVAC	\$10,439	\$8,985
Litchfield ESD	Urban	021	Roofing	\$1,126,908	\$559,633
Litchfield ESD	Urban	040	HVAC	\$9,810	\$9,810
Litchfield ESD	Urban	041	HVAC	\$9,523	\$9,523
Litchfield ESD	Urban	042	HVAC	\$7,615	\$7,615
Litchfield ESD	Urban	043	HVAC	\$1,849	\$1,849
Litchfield ESD	Urban	044	HVAC	\$7,075	\$7,075
Litchfield ESD	Urban	045	HVAC	\$15,190	\$14,150
Litchfield ESD	Urban	046	HVAC	\$1,808	\$1,808
Litchfield ESD	Urban	047	HVAC	\$8,056	\$8,056
Litchfield ESD	Urban	048	HVAC	\$10,745	\$10,745
Litchfield ESD	Urban	049	HVAC	\$7,075	\$7,075
Litchfield ESD	Urban	050	HVAC	\$6,800	\$6,800
Litchfield ESD	Urban	051	HVAC	\$6,800	\$6,800
Litchfield ESD	Urban	052	HVAC	\$8,850	\$8,850
Litchfield ESD	Urban	053	HVAC	\$2,590	\$2,590
Litchfield ESD	Urban	054	HVAC	\$8,504	\$8,504

(1) Award amount is cumulative as of November 2020; it is not exclusive to FY 2020.

DISTRICT	RURAL OR URBAN	PROJECT NUMBER	DESCRIPTION	AWARD (1)	EXPENDITURES
Litchfield ESD	Urban	055	HVAC	\$7,900	\$7,900
Litchfield ESD	Urban	056	HVAC	\$6,922	\$6,922
Litchfield ESD	Urban	057	HVAC	\$8,310	\$8,310
Litchfield ESD	Urban	058	HVAC	\$3,400	\$3,400
Litchfield ESD	Urban	059	HVAC	\$7,995	\$7,995
Littleton ESD	Urban	026	Surfaces	\$127,704	\$112,704
Littleton ESD	Urban	027	HVAC	\$479	\$479
Littleton ESD	Urban	030	HVAC	\$2,421	\$2,421
Littleton ESD	Urban	031	HVAC	\$485	\$485
Littleton ESD	Urban	032	Surfaces	\$33,265	\$33,265
Littleton ESD	Urban	033	Plumbing	\$1,284	\$1,284
Littleton ESD	Urban	034	Surfaces	\$52,657	\$52,657
Littleton ESD	Urban	035	Plumbing	\$1,941	\$1,941
Littleton ESD	Urban	036	Plumbing	\$1,941	\$1,941
Littleton ESD	Urban	037	Plumbing	\$1,941	\$1,941
Littleton ESD	Urban	038	Plumbing	\$1,941	\$1,941
Littleton ESD	Urban	039	HVAC	\$398	\$398
Littleton ESD	Urban	040	HVAC	\$410	\$410
Littleton ESD	Urban	041	HVAC	\$409	\$409
Littleton ESD	Urban	042	Plumbing	\$4,105	\$4,105
Littleton ESD	Urban	043	Plumbing	\$4,105	\$4,105
Littleton ESD	Urban	044	Plumbing	\$4,105	\$4,105
Littleton ESD	Urban	045	HVAC	\$51,502	\$51,502
Littleton ESD	Urban	046	Plumbing	\$1,941	\$1,941
Littleton ESD	Urban	047	HVAC	\$2,983	\$2,983
Littleton ESD	Urban	048	HVAC	\$1,029	\$1,029
Littleton ESD	Urban	049	HVAC	\$436	\$407
Littleton ESD	Urban	050	HVAC	\$225	\$225
Littleton ESD	Urban	051	HVAC	\$888	\$888
Littleton ESD	Urban	052	HVAC	\$435	\$435
Littleton ESD	Urban	053	HVAC	\$2,446	\$2,446
Madison ESD	Urban	005	Special Systems	\$10,131	\$10,131
Madison ESD	Urban	006	HVAC	\$8,969	\$8,969
Madison ESD	Urban	008	HVAC	\$6,008	\$6,008
Madison ESD	Urban	009	Special Systems	\$1,954	\$1,954
Madison ESD	Urban	011	Plumbing	\$1,600	\$1,600
Madison ESD	Urban	012	Special Systems	\$3,373	\$3,373
Mammoth-San Manuel USD	Urban	011	Special Equipment	\$9,857	\$9,857
Mammoth-San Manuel USD	Urban	012	Surfaces	\$1,767	\$1,767
Marana USD	Urban	004	General Renovations	\$165,551	\$70,907
Marana USD	Urban	008	Roofing	\$265,034	\$13,174
Marana USD	Urban	011	Surfaces	\$224,785	\$167,062
Marana USD	Urban	014	Electrical	\$68,675	\$67,844
Marana USD	Urban	015	HVAC	\$342,000	\$226,960

(1) Award amount is cumulative as of November 2020; it is not exclusive to FY 2020.

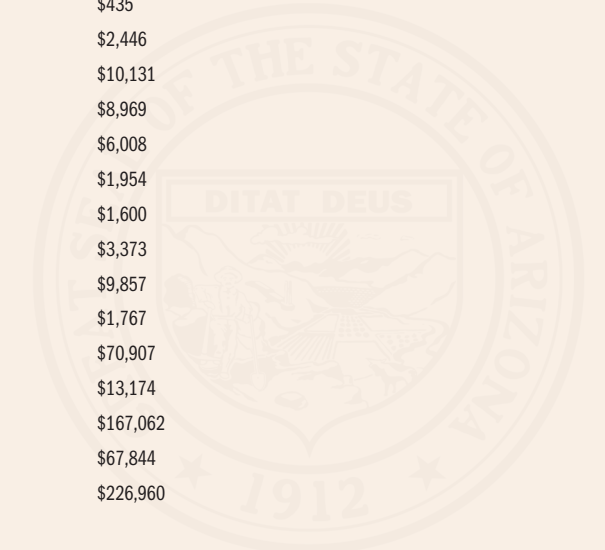


Exhibit 2

FY 2020 BUILDING RENEWAL GRANT FUND (continued)

DISTRICT	RURAL OR URBAN	PROJECT NUMBER	DESCRIPTION	AWARD (1)	EXPENDITURES
Marana USD	Urban	016	HVAC	\$78,550	\$2,974
Marana USD	Urban	017	Special Systems	\$149,182	\$140,182
Marana USD	Urban	021	Plumbing	\$2,110	\$2,110
Marana USD	Urban	022	HVAC	\$258,034	\$193,774
Marana USD	Urban	023	HVAC	\$272,000	\$16,500
Marana USD	Urban	024	Electrical	\$43,425	\$32,925
Marana USD	Urban	025	HVAC	\$53,485	\$4,500
Marana USD	Urban	027	HVAC	\$7,370	\$6,370
Marana USD	Urban	028	Electrical	\$51,450	\$3,300
Marana USD	Urban	029	Surfaces	\$32,943	\$7,449
Marana USD	Urban	030	Special Systems	\$39,945	\$39,945
Marana USD	Urban	031	HVAC	\$7,020	\$6,020
Marana USD	Urban	034	Electrical	\$5,930	\$4,930
Maricopa USD	Urban	010	Plumbing	\$45,438	\$41,998
Maricopa USD	Urban	012	HVAC	\$2,355	\$722
Maricopa USD	Urban	013	Special Systems	\$4,786	\$4,335
Mesa USD	Urban	053	HVAC	\$362,410	\$21,400
Mesa USD	Urban	063	Surfaces	\$133,593	\$16,979
Mesa USD	Urban	074	Roofing	\$5,363,010	\$4,845,460
Mesa USD	Urban	075	Surfaces	\$189,722	\$97,995
Mesa USD	Urban	076	Surfaces	\$1,319,800	\$1,265,885
Mesa USD	Urban	077	Surfaces	\$344,400	\$294,911
Mesa USD	Urban	078	Roofing	\$1,051,735	\$24,900
Mesa USD	Urban	080	Roofing	\$884,650	\$16,600
Mesa USD	Urban	081	Roofing	\$1,070,510	\$25,600
Mesa USD	Urban	083	Surfaces	\$13,750	\$13,750
Mesa USD	Urban	084	Surfaces	\$414,250	\$346,450
Mesa USD	Urban	085	Plumbing	\$100,900	\$84,100
Mesa USD	Urban	087	Roofing	\$883,335	\$32,500
Mesa USD	Urban	089	Roofing	\$359,187	\$121,785
Mesa USD	Urban	090	Plumbing	\$487,200	\$184,195
Mesa USD	Urban	091	HVAC	\$52,216	\$42,367
Mesa USD	Urban	092	HVAC	\$35,962	\$32,693
Mesa USD	Urban	093	HVAC	\$43,258	\$37,660
Mesa USD	Urban	095	Roofing	\$1,155,239	\$48,650
Mesa USD	Urban	096	Plumbing	\$40,475	\$38,469
Mesa USD	Urban	098	Surfaces	\$16,411	\$14,916
Mesa USD	Urban	100	Roofing	\$1,358,155	\$22,500
Mesa USD	Urban	101	Surfaces	\$92,134	\$7,500
Mesa USD	Urban	104	Plumbing	\$83,102	\$76,548
Mesa USD	Urban	108	Plumbing	\$70,796	\$47,754
Mesa USD	Urban	109	Surfaces	\$33,300	\$24,800
Mesa USD	Urban	111	Plumbing	\$16,260	\$14,760
Mesa USD	Urban	113	Plumbing	\$20,040	\$19,010

(1) Award amount is cumulative as of November 2020; it is not exclusive to FY 2020.

DISTRICT	RURAL OR URBAN	PROJECT NUMBER	DESCRIPTION	AWARD (1)	EXPENDITURES
Mesa USD	Urban	114	Plumbing	\$4,100	\$3,800
Mesa USD	Urban	115	Special Equipment	\$16,700	\$8,300
Mesa USD	Urban	117	Plumbing	\$19,080	\$15,900
Miami USD	Urban	015	Plumbing	\$8,738	\$6,249
Miami USD	Urban	016	Plumbing	\$12,933	\$11,120
Mingus UHSD	Urban	007	HVAC	\$33,350	\$33,350
Mingus UHSD	Urban	008	Plumbing	\$13,668	\$13,668
Mobile ESD	Urban	003	HVAC	\$7,800	\$6,300
Mohave Valley ESD	Urban	046	HVAC	\$11,948	\$10,947
Mohave Valley ESD	Urban	047	HVAC	\$12,793	\$11,630
Mohave Valley ESD	Urban	048	Special Equipment	\$10,830	\$7,875
Mohave Valley ESD	Urban	049	HVAC	\$12,860	\$12,896
Mohave Valley ESD	Urban	050	HVAC	\$11,897	\$11,897
Mohawk Valley ESD	Urban	009	Plumbing	\$570,573	\$62,050
Mohawk Valley ESD	Urban	011	HVAC	\$9,112	\$7,212
Mohawk Valley ESD	Urban	013	HVAC	\$6,866	\$6,242
Mohawk Valley ESD	Urban	014	HVAC	\$6,866	\$6,242
Mohawk Valley ESD	Urban	017	Special Equipment	\$82,095	\$75,095
Mohawk Valley ESD	Urban	018	Plumbing	\$97,872	\$23,135
Morenci USD	Rural	002	Roofing	\$1,046,015	\$1,002,835
Morenci USD	Rural	003	Special Equipment	\$274,841	\$256,616
Morenci USD	Rural	004	Special Systems	\$359,596	\$321,121
Morenci USD	Rural	005	Surfaces	\$640,574	\$619,774
Murphy ESD	Urban	005	Plumbing	\$24,000	\$14,518
Murphy ESD	Urban	007	HVAC	\$1,588	\$1,588
Murphy ESD	Urban	008	HVAC	\$1,591	\$1,591
Murphy ESD	Urban	009	HVAC	\$574	\$574
Murphy ESD	Urban	010	HVAC	\$963	\$963
Murphy ESD	Urban	011	Roofing	\$326,598	\$4,720
Murphy ESD	Urban	013	Roofing	\$291,743	\$6,960
Murphy ESD	Urban	015	HVAC	\$18,509	\$8,200
Murphy ESD	Urban	016	HVAC	\$10,506	\$6,202
Murphy ESD	Urban	017	HVAC	\$15,632	\$3,603
Murphy ESD	Urban	021	HVAC	\$7,226	\$6,575
Murphy ESD	Urban	022	HVAC	\$7,270	\$6,610
Nogales USD	Rural	020	Roofing	\$190,840	\$24,551
Nogales USD	Rural	021	HVAC	\$302,040	\$44,640
Nogales USD	Rural	022	HVAC	\$24,745	\$9,840
Nogales USD	Rural	026	Surfaces	\$531,786	\$513,536
Nogales USD	Rural	027	Surfaces	\$676,758	\$661,258
Nogales USD	Rural	035	HVAC	\$98,867	\$88,865
Oracle ESD	Urban	007	Roofing	\$2,500	\$2,500
Oracle ESD	Urban	008	Special Equipment	\$42,266	\$42,266
Oracle ESD	Urban	010	Roofing	\$23,688	\$1,158

(1) Award amount is cumulative as of November 2020; it is not exclusive to FY 2020.

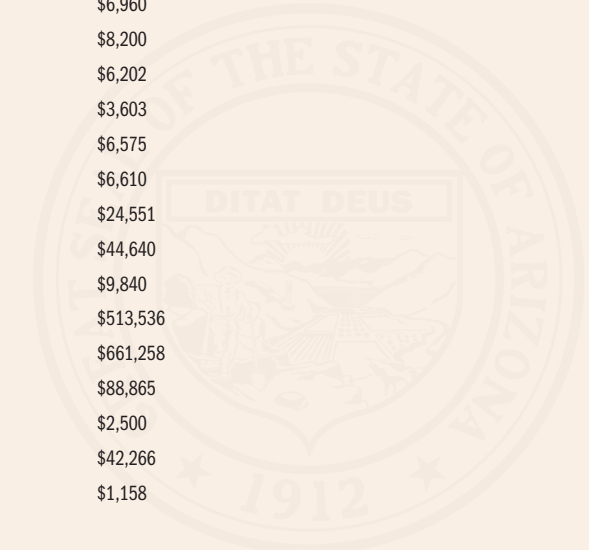


Exhibit 2

FY 2020 BUILDING RENEWAL GRANT FUND (continued)

DISTRICT	RURAL OR URBAN	PROJECT NUMBER	DESCRIPTION	AWARD (1)	EXPENDITURES
Oracle ESD	Urban	011	Roofing	\$14,458	\$693
Osborn ESD	Urban	003	Surfaces	\$351,069	\$8,400
Osborn ESD	Urban	004	Surfaces	\$443,948	\$7,300
Osborn ESD	Urban	005	Surfaces	\$308,307	\$7,200
Page USD	Rural	007	Special Systems	\$181,158	\$140,033
Page USD	Rural	008	Special Systems	\$158,568	\$23,696
Page USD	Rural	011	Special Systems	\$22,578	\$19,578
Page USD	Rural	012	HVAC	\$79,750	\$79,750
Page USD	Rural	013	HVAC	\$28,061	\$7,668
Page USD	Rural	014	HVAC	\$25,358	\$6,767
Palo Verde ESD	Urban	024	Roofing	\$195,499	\$147,023
Palo Verde ESD	Urban	025	General Renovations	\$587,541	\$454,825
Palo Verde ESD	Urban	030	Roofing	\$870,501	\$584,598
Palo Verde ESD	Urban	031	Surfaces	\$86,475	\$813
Palo Verde ESD	Urban	036	Surfaces	\$23,500	\$16,820
Palo Verde ESD	Urban	037	HVAC	\$3,500	\$3,500
Palo Verde ESD	Urban	038	Surfaces	\$92,951	\$71,919
Palominas ESD	Rural	005	Surfaces	\$146,900	\$17,723
Palominas ESD	Rural	012	Surfaces	\$105,227	\$19,173
Palominas ESD	Rural	013	Surfaces	\$631,060	\$395,200
Palominas ESD	Rural	017	Surfaces	\$383,707	\$281,112
Palominas ESD	Rural	021	HVAC	\$288,661	\$37,000
Paradise Valley USD	Urban	013	HVAC	\$35,522	\$35,522
Paradise Valley USD	Urban	014	Surfaces	\$35,000	\$5,500
Paradise Valley USD	Urban	015	Surfaces	\$21,300	\$6,500
Paradise Valley USD	Urban	016	Surfaces	\$149,300	\$9,500
Paradise Valley USD	Urban	017	Surfaces	\$98,900	\$9,500
Paradise Valley USD	Urban	018	Surfaces	\$74,400	\$9,600
Paradise Valley USD	Urban	019	Surfaces	\$25,800	\$6,000
Parker USD	Urban	002	HVAC	\$427,296	\$255,824
Payson USD	Urban	010	Roofing	\$440,980	\$353,410
Payson USD	Urban	012	Roofing	\$293,167	\$176,220
Payson USD	Urban	013	Roofing	\$330,620	\$152,660
Payson USD	Urban	019	Special Equipment	\$318,020	\$7,250
Payson USD	Urban	020	HVAC	\$42,655	\$38,655
Payson USD	Urban	021	HVAC	\$1,053	\$1,053
Pearce ESD	Rural	003	HVAC	\$104,532	\$101,032
Pendergast ESD	Urban	005	Roofing	\$906,708	\$689,708
Pendergast ESD	Urban	008	Surfaces	\$38,015	\$38,015
Peoria USD	Urban	009	Special Systems	\$183,476	\$1,513
Peoria USD	Urban	010	Special Systems	\$165,883	\$143,769
Phoenix ESD	Urban	017	Special Equipment	\$4,200	\$2,219
Phoenix ESD	Urban	022	HVAC	\$2,752	\$2,752
Phoenix ESD	Urban	034	HVAC	\$405,534	\$26,920

(1) Award amount is cumulative as of November 2020; it is not exclusive to FY 2020.

DISTRICT	RURAL OR URBAN	PROJECT NUMBER	DESCRIPTION	AWARD (1)	EXPENDITURES
Phoenix ESD	Urban	038	Roofing	\$896,072	\$654,218
Picacho ESD	Urban	005	Surfaces	\$3,920	\$3,920
Picacho ESD	Urban	006	Plumbing	\$8,360	\$7,500
Picacho ESD	Urban	007	HVAC	\$23,000	\$21,000
Picacho ESD	Urban	008	Plumbing	\$19,891	\$16,890
Pima USD	Rural	005	General Renovations	\$204,765	\$122,121
Pima USD	Rural	006	HVAC	\$961,238	\$108,387
Pima USD	Rural	010	Roofing	\$1,963	\$1,462
Pima USD	Rural	011	Roofing	\$1,963	\$1,463
Pima USD	Rural	013	Roofing	\$474,523	\$14,883
Pomerene ESD	Urban	001	General Renovations	\$545,994	\$242,833
Prescott USD	Urban	010	Roofing	\$290,899	\$192,029
Prescott USD	Urban	011	Surfaces	\$2,218,925	\$17,563
Prescott USD	Urban	012	Roofing	\$180,293	\$30,295
Prescott USD	Urban	015	Surfaces	\$8,339	\$8,339
Quartzsite ESD	Urban	004	Roofing	\$1,023,043	\$275,568
Quartzsite ESD	Urban	005	Surfaces	\$357,461	\$276,505
Quartzsite ESD	Urban	006	Surfaces	\$360,851	\$283,956
Quartzsite ESD	Urban	007	Special Equipment	\$145,499	\$113,399
Quartzsite ESD	Urban	008	Plumbing	\$183,103	\$12,245
Quartzsite ESD	Urban	010	General Renovations	\$46,425	\$17,000
Queen Creek USD	Urban	003	HVAC	\$409,830	\$350,834
Ray USD	Urban	014	Roofing	\$245,038	\$125,003
Ray USD	Urban	016	Roofing	\$4,500	\$4,500
Ray USD	Urban	021	HVAC	\$102,523	\$3,500
Ray USD	Urban	025	Surfaces	\$33,636	\$5,550
Ray USD	Urban	028	Plumbing	\$38,870	\$38,870
Ray USD	Urban	029	Special Systems	\$2,549	\$2,549
Ray USD	Urban	030	Special Systems	\$210	\$210
Ray USD	Urban	031	HVAC	\$5,128	\$5,128
Ray USD	Urban	032	HVAC	\$5,468	\$5,468
Ray USD	Urban	033	Special Systems	\$1,178	\$1,178
Ray USD	Urban	034	Roofing	\$1,676	\$1,676
Ray USD	Urban	035	HVAC	\$8,888	\$8,888
Ray USD	Urban	036	Special Systems	\$1,909	\$1,909
Ray USD	Urban	037	Special Systems	\$13,922	\$13,922
Ray USD	Urban	038	HVAC	\$9,552	\$9,552
Ray USD	Urban	039	HVAC	\$4,673	\$4,673
Red Mesa USD	Rural	016	HVAC	\$28,950	\$25,950
Red Mesa USD	Rural	017	HVAC	\$676,711	\$22,925
Red Mesa USD	Rural	018	HVAC	\$402,175	\$24,550
Red Mesa USD	Rural	019	HVAC	\$183,992	\$8,150
Red Mesa USD	Rural	020	Plumbing	\$3,000	\$3,000
Red Mesa USD	Rural	024	HVAC	\$876,315	\$35,900

(1) Award amount is cumulative as of November 2020; it is not exclusive to FY 2020.

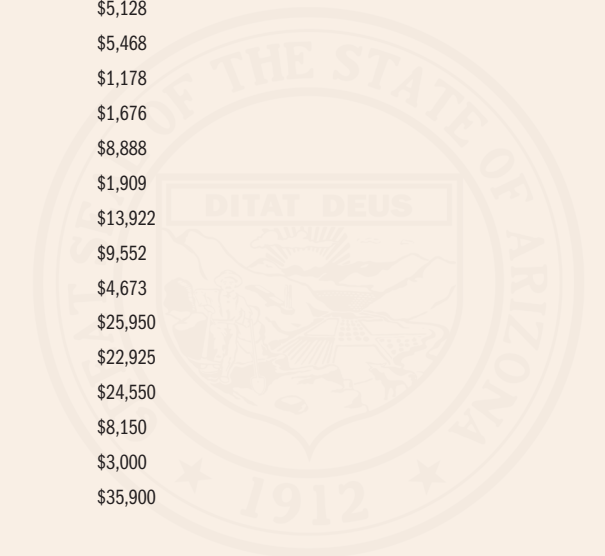


Exhibit 2

FY 2020 BUILDING RENEWAL GRANT FUND (continued)

DISTRICT	RURAL OR URBAN	PROJECT NUMBER	DESCRIPTION	AWARD (1)	EXPENDITURES
Round Valley USD	Rural	011	Roofing	\$12,864	\$12,864
Saddle Mountain USD	Urban	026	Special Systems	\$26,835	\$25,250
Saddle Mountain USD	Urban	040	HVAC	\$3,667	\$3,667
Saddle Mountain USD	Urban	042	HVAC	\$4,726	\$4,726
Saddle Mountain USD	Urban	043	HVAC	\$3,540	\$3,540
Saddle Mountain USD	Urban	044	HVAC	\$11,550	\$11,550
Saddle Mountain USD	Urban	045	HVAC	\$5,008	\$5,008
Saddle Mountain USD	Urban	048	HVAC	\$12,277	\$12,277
Saddle Mountain USD	Urban	049	HVAC	\$2,961	\$2,961
Saddle Mountain USD	Urban	050	HVAC	\$84,083	\$84,083
Saddle Mountain USD	Urban	052	HVAC	\$2,916	\$2,916
Safford USD	Rural	018	HVAC	\$73,942	\$73,942
Safford USD	Rural	020	Surfaces	\$761,862	\$553,172
Safford USD	Rural	021	Surfaces	\$641,270	\$167,439
Safford USD	Rural	022	Surfaces	\$1,689,945	\$1,621,075
Safford USD	Rural	026	Special Systems	\$3,550	\$1,916
Safford USD	Rural	027	Special Systems	\$7,667	\$5,889
Safford USD	Rural	028	Special Systems	\$3,251	\$1,351
Safford USD	Rural	029	Special Systems	\$7,774	\$3,664
Safford USD	Rural	038	HVAC	\$33,430	\$11,731
Safford USD	Rural	039	HVAC	\$163,190	\$53,075
Safford USD	Rural	040	HVAC	\$125,219	\$48,239
Safford USD	Rural	041	HVAC	\$184,561	\$62,439
Safford USD	Rural	043	Surfaces	\$5,500	\$5,500
Safford USD	Rural	048	Surfaces	\$7,500	\$7,500
Safford USD	Rural	049	Surfaces	\$4,500	\$4,500
Safford USD	Rural	050	Surfaces	\$6,500	\$6,500
Safford USD	Rural	051	HVAC	\$161,226	\$122,763
Safford USD	Rural	052	HVAC	\$149,925	\$89,700
Safford USD	Rural	053	Plumbing	\$8,850	\$8,850
Safford USD	Rural	055	Plumbing	\$9,400	\$9,400
Safford USD	Rural	057	Plumbing	\$19,525	\$19,525
Safford USD	Rural	058	HVAC	\$5,200	\$5,200
Safford USD	Rural	059	Roofing	\$168,268	\$168,268
Safford USD	Rural	062	HVAC	\$4,750	\$4,750
Safford USD	Rural	063	HVAC	\$373,435	\$18,000
Safford USD	Rural	064	Plumbing	\$18,000	\$15,000
Safford USD	Rural	066	Plumbing	\$10,850	\$10,850
Safford USD	Rural	067	HVAC	\$49,761	\$49,761
Sahuarita USD	Urban	003	Surfaces	\$396,175	\$225,398
Sahuarita USD	Urban	004	Roofing	\$1,893,158	\$397,684
Sahuarita USD	Urban	005	Roofing	\$54,703	\$51,203
Sahuarita USD	Urban	008	Roofing	\$56,176	\$3,871
San Simon USD	Rural	007	HVAC	\$8,275	\$7,875

(1) Award amount is cumulative as of November 2020; it is not exclusive to FY 2020.

DISTRICT	RURAL OR URBAN	PROJECT NUMBER	DESCRIPTION	AWARD (1)	EXPENDITURES
San Simon USD	Rural	008	HVAC	\$8,453	\$7,875
San Simon USD	Rural	009	HVAC	\$20,957	\$19,243
San Simon USD	Rural	010	HVAC	\$8,452	\$7,875
San Simon USD	Rural	011	Roofing	\$11,820	\$9,850
Santa Cruz Valley USD	Urban	009	Surfaces	\$4,453	\$4,453
Santa Cruz Valley USD	Urban	010	Surfaces	\$6,733	\$6,733
Santa Cruz Valley USD	Urban	011	Roofing	\$69,791	\$9,342
Santa Cruz Valley USD	Urban	012	Roofing	\$70,258	\$9,052
Santa Cruz Valley USD	Urban	013	Roofing	\$30,624	\$7,534
Santa Cruz Valley USD	Urban	014	Roofing	\$45,107	\$9,052
Santa Cruz Valley UHSD	Urban	007	Plumbing	\$74,595	\$24,862
Santa Cruz Valley UHSD	Urban	011	Surfaces	\$823,146	\$361,523
Santa Cruz Valley UHSD	Urban	013	Plumbing	\$137,177	\$9,341
Scottsdale USD	Urban	059	HVAC	\$18,700	\$15,700
Scottsdale USD	Urban	072	HVAC	\$22,142	\$20,142
Scottsdale USD	Urban	073	HVAC	\$28,445	\$25,945
Scottsdale USD	Urban	074	HVAC	\$7,824	\$7,824
Scottsdale USD	Urban	075	HVAC	\$5,727	\$5,227
Scottsdale USD	Urban	076	Plumbing	\$8,272	\$7,225
Scottsdale USD	Urban	077	Plumbing	\$1,785	\$1,584
Scottsdale USD	Urban	078	Plumbing	\$2,955	\$2,655
Scottsdale USD	Urban	080	HVAC	\$6,060	\$5,560
Seligman USD	Rural	007	Surfaces	\$179,895	\$13,750
Seligman USD	Rural	009	Surfaces	\$1,234,933	\$841,619
Seligman USD	Rural	010	Surfaces	\$695,565	\$207,186
Seligman USD	Rural	013	Plumbing	\$123,943	\$76,483
Seligman USD	Rural	014	Roofing	\$3,615	\$3,615
Sentinel ESD	Urban	002	Special Equipment	\$266,482	\$25,720
Show Low USD	Rural	011	HVAC	\$17,878	\$17,878
Show Low USD	Rural	016	Roofing	\$594,542	\$527,534
Show Low USD	Rural	017	Surfaces	\$646,804	\$621,833
Show Low USD	Rural	019	Surfaces	\$762,007	\$25,535
Show Low USD	Rural	020	Roofing	\$870,173	\$25,700
Show Low USD	Rural	022	Surfaces	\$324,655	\$300,424
Show Low USD	Rural	023	Surfaces	\$830,672	\$221,354
Show Low USD	Rural	025	Electrical	\$122,273	\$5,700
Show Low USD	Rural	026	Surfaces	\$7,870	\$7,870
Show Low USD	Rural	028	HVAC	\$989,500	\$807,640
Show Low USD	Rural	029	Special Equipment	\$389,206	\$299,251
Show Low USD	Rural	030	HVAC	\$9,528	\$9,528
Show Low USD	Rural	031	Plumbing	\$5,584	\$3,150
Sierra Vista USD	Rural	014	Roofing	\$2,217,148	\$844,117
Sierra Vista USD	Rural	015	Roofing	\$37,848	\$6,906
Sierra Vista USD	Rural	016	Surfaces	\$30,423	\$20,950

(1) Award amount is cumulative as of November 2020; it is not exclusive to FY 2020.

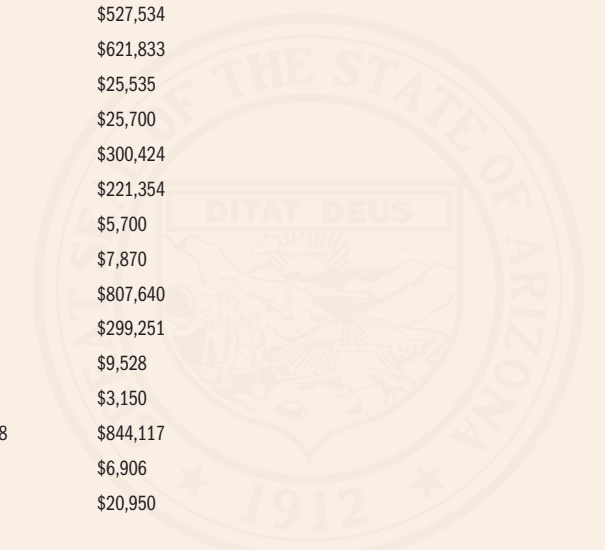


Exhibit 2

FY 2020 BUILDING RENEWAL GRANT FUND (continued)

DISTRICT	RURAL OR URBAN	PROJECT NUMBER	DESCRIPTION	AWARD (1)	EXPENDITURES
Sierra Vista USD	Rural	018	Roofing	\$36,523	\$6,875
Sierra Vista USD	Rural	020	Roofing	\$140,300	\$42,079
Sierra Vista USD	Rural	021	Roofing	\$40,000	\$5,500
Sierra Vista USD	Rural	022	Surfaces	\$70,364	\$26,466
Sierra Vista USD	Rural	023	Special Systems	\$265,522	\$225,000
Snowflake USD	Rural	012	Plumbing	\$258,715	\$223,571
Snowflake USD	Rural	013	Special Equipment	\$158,039	\$3,500
Solomon ESD	Rural	006	Surfaces	\$545,780	\$14,459
Solomon ESD	Rural	009	General Renovations	\$43,367	\$37,567
Solomon ESD	Rural	010	HVAC	\$12,500	\$12,500
Solomon ESD	Rural	012	Surfaces	\$5,500	\$5,500
Somerton ESD	Urban	004	HVAC	\$27,650	\$25,150
Somerton ESD	Urban	005	Special Systems	\$206,675	\$4,318
Sonoita ESD	Urban	005	Plumbing	\$3,473	\$2,972
St David USD	Urban	025	HVAC	\$3,839	\$3,198
St Johns USD	Rural	001	Roofing	\$1,370,205	\$1,215,323
Sunnyside USD	Urban	009	Roofing	\$4,000	\$4,000
Sunnyside USD	Urban	012	Surfaces	\$3,500	\$3,500
Sunnyside USD	Urban	013	Roofing	\$1,011,930	\$43,900
Sunnyside USD	Urban	014	Roofing	\$2,110,826	\$50,000
Superior USD	Urban	012	General Renovations	\$257,914	\$236,714
Superior USD	Urban	013	Surfaces	\$808,460	\$487,273
Superior USD	Urban	014	Surfaces	\$46,873	\$38,315
Superior USD	Urban	017	Plumbing	\$7,950	\$7,950
Superior USD	Urban	021	Surfaces	\$40,325	\$38,267
Tanque Verde USD	Urban	006	Roofing	\$1,187,787	\$120,758
Tanque Verde USD	Urban	007	HVAC	\$2,400	\$2,400
Tanque Verde USD	Urban	008	Not Applicable	\$45,319	\$45,319
Tanque Verde USD	Urban	009	Special Systems	\$87,119	\$87,119
Tanque Verde USD	Urban	010	Special Systems	\$96,431	\$96,431
Tanque Verde USD	Urban	011	Special Systems	\$79,336	\$79,336
Tanque Verde USD	Urban	012	HVAC	\$15,752	\$15,752
Tempe ESD	Urban	004	HVAC	\$405,722	\$91,089
Tempe ESD	Urban	017	HVAC	\$801,853	\$553,304
Tempe ESD	Urban	018	Roofing	\$917,934	\$45,389
Tempe ESD	Urban	019	Roofing	\$954,586	\$41,535
Tempe ESD	Urban	020	Surfaces	\$81,399	\$10,064
Tempe ESD	Urban	021	Surfaces	\$209,557	\$12,350
Tempe ESD	Urban	025	HVAC	\$31,867	\$30,027
Tempe ESD	Urban	027	HVAC	\$2,314	\$2,314
Tempe ESD	Urban	028	HVAC	\$91,237	\$91,237
Tempe ESD	Urban	029	HVAC	\$497,809	\$19,700
Tempe ESD	Urban	030	HVAC	\$124,733	\$12,519
Tempe ESD	Urban	031	HVAC	\$44,120	\$38,365

(1) Award amount is cumulative as of November 2020; it is not exclusive to FY 2020.

DISTRICT	RURAL OR URBAN	PROJECT NUMBER	DESCRIPTION	AWARD (1)	EXPENDITURES
Tempe ESD	Urban	032	Plumbing	\$8,111	\$7,910
Tempe UHSD	Urban	010	Surfaces	\$980,717	\$817,382
Tempe UHSD	Urban	013	HVAC	\$99,061	\$89,560
Tempe UHSD	Urban	014	HVAC	\$4,605	\$4,605
Tempe UHSD	Urban	015	HVAC	\$5,742	\$5,742
Tempe UHSD	Urban	016	HVAC	\$91,504	\$55,551
Tempe UHSD	Urban	017	Plumbing	\$19,900	\$19,900
Tempe UHSD	Urban	018	Plumbing	\$23,789	\$23,789
Thatcher USD	Rural	008	Roofing	\$481,361	\$4,602
Thatcher USD	Rural	009	Roofing	\$353,677	\$4,200
Thatcher USD	Rural	016	Surfaces	\$2,930,342	\$521,391
Thatcher USD	Rural	020	HVAC	\$15,632	\$14,632
Thatcher USD	Rural	023	HVAC	\$10,362	\$10,362
Thatcher USD	Rural	024	HVAC	\$13,918	\$13,918
Thatcher USD	Rural	025	Special Systems	\$1,680	\$1,680
Thatcher USD	Rural	026	Special Equipment	\$3,437	\$3,437
Thatcher USD	Rural	027	HVAC	\$12,447	\$12,447
Thatcher USD	Rural	028	HVAC	\$9,797	\$9,797
Thatcher USD	Rural	029	Surfaces	\$3,969	\$3,469
Thatcher USD	Rural	030	HVAC	\$8,274	\$8,274
Thatcher USD	Rural	033	HVAC	\$1,798	\$1,798
Tolleson ESD	Urban	030	Special Equipment	\$9,376	\$9,376
Tolleson ESD	Urban	031	Surfaces	\$19,617	\$19,617
Tolleson ESD	Urban	032	HVAC	\$8,949	\$8,949
Tolleson ESD	Urban	033	HVAC	\$8,994	\$8,994
Tolleson ESD	Urban	034	HVAC	\$8,673	\$8,673
Tolleson UHSD	Urban	012	Special Equipment	\$92,500	\$25,900
Tolleson UHSD	Urban	015	Surfaces	\$212,019	\$212,019
Tolleson UHSD	Urban	018	Plumbing	\$11,300	\$11,300
Toltec ESD	Urban	010	HVAC	\$8,757	\$8,757
Toltec ESD	Urban	011	Roofing	\$364,512	\$45,972
Toltec ESD	Urban	012	Surfaces	\$134,861	\$129,231
Toltec ESD	Urban	013	Surfaces	\$2,420	\$2,420
Toltec ESD	Urban	014	Electrical	\$5,550	\$4,550
Toltec ESD	Urban	015	Plumbing	\$7,120	\$7,120
Toltec ESD	Urban	016	Surfaces	\$10,836	\$10,836
Toltec ESD	Urban	017	HVAC	\$4,626	\$4,626
Toltec ESD	Urban	018	HVAC	\$7,038	\$7,038
Toltec ESD	Urban	019	HVAC	\$1,625	\$1,625
Toltec ESD	Urban	020	HVAC	\$4,518	\$4,518
Toltec ESD	Urban	021	Roofing	\$19,729	\$2,359
Toltec ESD	Urban	022	Roofing	\$2,175	\$2,175
Toltec ESD	Urban	024	Special Equipment	\$16,276	\$16,276
Toltec ESD	Urban	025	Special Equipment	\$9,670	\$4,835

(1) Award amount is cumulative as of November 2020; it is not exclusive to FY 2020.

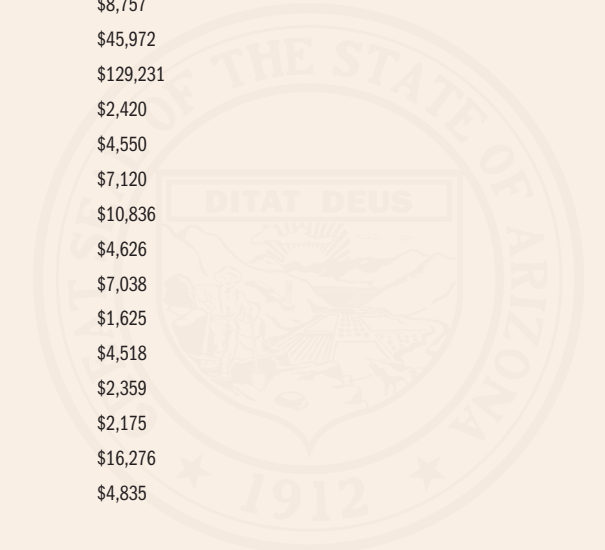


Exhibit 2

FY 2020 BUILDING RENEWAL GRANT FUND (continued)

DISTRICT	RURAL OR URBAN	PROJECT NUMBER	DESCRIPTION	AWARD (1)	EXPENDITURES
Tombstone USD	Urban	012	Surfaces	\$32,059	\$22,000
Tombstone USD	Urban	014	Plumbing	\$85,507	\$56,007
Tombstone USD	Urban	015	Roofing	\$42,051	\$33,729
Tombstone USD	Urban	016	Roofing	\$37,763	\$30,113
Tombstone USD	Urban	017	Plumbing	\$23,969	\$21,790
Tombstone USD	Urban	018	Plumbing	\$10,802	\$9,820
Tombstone USD	Urban	019	HVAC	\$29,109	\$25,000
Tombstone USD	Urban	020	HVAC	\$22,716	\$3,500
Tombstone USD	Urban	021	HVAC	\$26,609	\$22,500
Tombstone USD	Urban	022	Surfaces	\$46,188	\$7,628
Tombstone USD	Urban	023	Surfaces	\$44,378	\$8,738
Tombstone USD	Urban	024	Surfaces	\$29,628	\$9,478
Topock ESD	Urban	013	Roofing	\$258	\$258
Topock ESD	Urban	014	Roofing	\$4,009	\$4,009
Topock ESD	Urban	015	Surfaces	\$7,675	\$7,675
Tuba City USD	Urban	005	HVAC	\$3,200	\$3,200
Tucson USD	Urban	017	Plumbing	\$72,494	\$2,200
Tucson USD	Urban	023	Roofing	\$2,634,374	\$377,584
Tucson USD	Urban	027	HVAC	\$257,723	\$252,123
Tucson USD	Urban	028	Roofing	\$460,735	\$15,917
Tucson USD	Urban	029	HVAC	\$261,860	\$233,760
Tucson USD	Urban	030	HVAC	\$226,800	\$134,684
Tucson USD	Urban	031	HVAC	\$250,279	\$11,500
Tucson USD	Urban	033	HVAC	\$416,664	\$54,487
Tucson USD	Urban	034	Plumbing	\$1,139,734	\$715,588
Tucson USD	Urban	035	HVAC	\$206,876	\$202,376
Tucson USD	Urban	036	Roofing	\$122,916	\$112,916
Tucson USD	Urban	037	Roofing	\$88,648	\$74,648
Tucson USD	Urban	043	HVAC	\$23,700	\$23,700
Tucson USD	Urban	046	Surfaces	\$17,000	\$17,000
Tucson USD	Urban	047	Roofing	\$1,655,834	\$1,260,251
Tucson USD	Urban	048	Surfaces	\$20,000	\$20,000
Tucson USD	Urban	049	Plumbing	\$7,600	\$7,600
Tucson USD	Urban	050	Plumbing	\$2,600	\$2,600
Tucson USD	Urban	051	HVAC	\$318,528	\$58,970
Tucson USD	Urban	052	Plumbing	\$139,561	\$75,894
Tucson USD	Urban	053	Plumbing	\$323,513	\$17,700
Tucson USD	Urban	054	HVAC	\$418,870	\$18,200
Tucson USD	Urban	055	HVAC	\$126,288	\$60,579
Tucson USD	Urban	056	HVAC	\$213,900	\$9,900
Tucson USD	Urban	057	HVAC	\$174,000	\$4,200
Tucson USD	Urban	058	Roofing	\$10,912	\$10,912
Tucson USD	Urban	059	Surfaces	\$10,127	\$10,127
Tucson USD	Urban	061	Surfaces	\$23,874	\$19,574

(1) Award amount is cumulative as of November 2020; it is not exclusive to FY 2020.

DISTRICT	RURAL OR URBAN	PROJECT NUMBER	DESCRIPTION	AWARD (1)	EXPENDITURES
Tucson USD	Urban	062	HVAC	\$118,656	\$14,100
Tucson USD	Urban	064	HVAC	\$103,380	\$103,380
Tucson USD	Urban	065	Surfaces	\$16,135	\$4,000
Tucson USD	Urban	066	Roofing	\$103,478	\$93,478
Tucson USD	Urban	068	HVAC	\$14,600	\$12,150
Tucson USD	Urban	070	HVAC	\$14,100	\$4,500
Tucson USD	Urban	071	HVAC	\$15,200	\$4,400
Tucson USD	Urban	072	Special Systems	\$15,182	\$15,182
Tucson USD	Urban	073	Special Systems	\$30,329	\$30,329
Tucson USD	Urban	074	Special Systems	\$15,182	\$15,182
Tucson USD	Urban	075	Special Systems	\$15,182	\$15,182
Tucson USD	Urban	076	Special Systems	\$15,182	\$15,182
Tucson USD	Urban	081	Special Systems	\$252,066	\$252,066
Tucson USD	Urban	082	HVAC	\$11,900	\$11,900
Tucson USD	Urban	083	HVAC	\$623,890	\$75,430
Tucson USD	Urban	085	Special Systems	\$17,454	\$17,454
Tucson USD	Urban	086	Special Systems	\$18,302	\$15,182
Tucson USD	Urban	087	Special Systems	\$61,360	\$61,360
Tucson USD	Urban	088	Plumbing	\$13,766	\$13,766
Tucson USD	Urban	089	Roofing	\$104,470	\$7,200
Tucson USD	Urban	091	Roofing	\$96,219	\$5,800
Tucson USD	Urban	092	Surfaces	\$14,307	\$10,777
Tucson USD	Urban	093	Surfaces	\$18,750	\$14,207
Tucson USD	Urban	094	HVAC	\$12,700	\$12,255
Tucson USD	Urban	095	HVAC	\$38,900	\$12,800
Tucson USD	Urban	096	Plumbing	\$9,051	\$5,200
Tucson USD	Urban	097	HVAC	\$44,350	\$44,350
Tucson USD	Urban	100	Plumbing	\$6,197	\$6,197
Tucson USD	Urban	101	Plumbing	\$5,951	\$5,451
Tucson USD	Urban	102	HVAC	\$10,000	\$7,850
Tucson USD	Urban	105	Plumbing	\$3,582	\$3,582
Tucson USD	Urban	106	Plumbing	\$2,918	\$2,918
Tucson USD	Urban	107	Plumbing	\$3,582	\$3,582
Tucson USD	Urban	109	Roofing	\$22,060	\$21,326
Tucson USD	Urban	118	HVAC	\$15,750	\$15,750
Tucson USD	Urban	119	Plumbing	\$538	\$538
Tucson USD	Urban	120	Plumbing	\$39,860	\$39,860
Tucson USD	Urban	121	HVAC	\$59,137	\$47,714
Tucson USD	Urban	123	Plumbing	\$5,900	\$5,310
Tucson USD	Urban	127	Plumbing	\$10,582	\$10,582
Union ESD	Urban	002	Roofing	\$1,111,753	\$24,712
Vail USD	Urban	001	HVAC	\$345,191	\$337,591
Vail USD	Urban	002	Roofing	\$254,568	\$67,741
Vail USD	Urban	003	Roofing	\$1,384,099	\$110,510

(1) Award amount is cumulative as of November 2020; it is not exclusive to FY 2020.

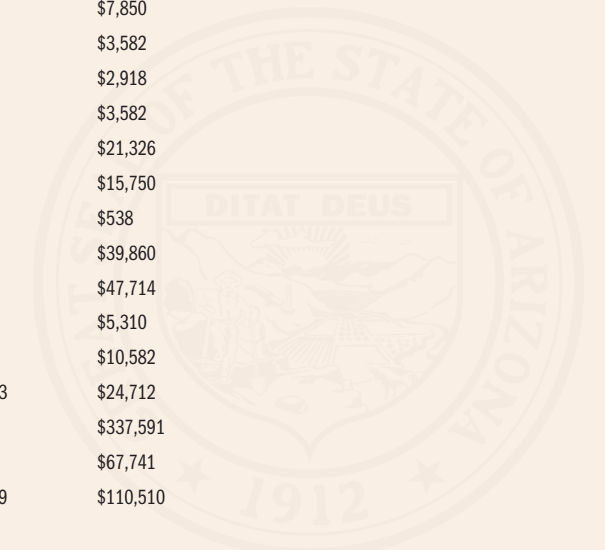


Exhibit 2

FY 2020 BUILDING RENEWAL GRANT FUND (continued)

DISTRICT	RURAL OR URBAN	PROJECT NUMBER	DESCRIPTION	AWARD (1)	EXPENDITURES
Vail USD	Urban	004	Roofing	\$294,477	\$86,267
Vail USD	Urban	005	Roofing	\$597,529	\$82,714
Vail USD	Urban	006	HVAC	\$20,625	\$20,625
Vail USD	Urban	007	Surfaces	\$20,321	\$9,821
Vail USD	Urban	008	Surfaces	\$21,197	\$9,697
Vail USD	Urban	009	Surfaces	\$25,791	\$9,791
Vail USD	Urban	010	Surfaces	\$14,999	\$6,949
Vail USD	Urban	011	HVAC	\$11,300	\$11,300
Valley UHSD	Rural	012	Surfaces	\$324,120	\$40,594
Valley UHSD	Rural	014	Roofing	\$413,123	\$302,387
Valley UHSD	Rural	015	Plumbing	\$96,688	\$90,633
Vernon ESD	Rural	004	Plumbing	\$14,522	\$13,500
Vernon ESD	Rural	005	Special Systems	\$9,010	\$6,800
Washington ESD	Urban	041	Roofing	\$2,427,579	\$9,883
Washington ESD	Urban	047	Special Equipment	\$28,536	\$28,536
Washington ESD	Urban	051	HVAC	\$6,400	\$6,400
Washington ESD	Urban	052	Roofing	\$3,500	\$3,500
Washington ESD	Urban	053	Roofing	\$3,500	\$3,500
Washington ESD	Urban	054	Surfaces	\$7,500	\$7,500
Washington ESD	Urban	055	Surfaces	\$6,500	\$6,500
Washington ESD	Urban	056	HVAC	\$65,765	\$65,765
Washington ESD	Urban	057	Roofing	\$3,500	\$3,500
Washington ESD	Urban	058	HVAC	\$14,000	\$14,000
Washington ESD	Urban	059	HVAC	\$16,500	\$16,500
Washington ESD	Urban	060	HVAC	\$10,400	\$10,400
Washington ESD	Urban	061	Plumbing	\$568	\$568
Washington ESD	Urban	062	Plumbing	\$444	\$444
Washington ESD	Urban	063	Plumbing	\$1,712	\$1,712
Washington ESD	Urban	064	HVAC	\$8,120	\$8,120
Washington ESD	Urban	065	Plumbing	\$1,792	\$1,792
Washington ESD	Urban	066	Plumbing	\$1,721	\$1,721
Washington ESD	Urban	068	Plumbing	\$2,293	\$2,293
Washington ESD	Urban	069	HVAC	\$25,263	\$25,263
Washington ESD	Urban	070	Roofing	\$6,500	\$6,500
Washington ESD	Urban	073	Plumbing	\$934	\$934
Washington ESD	Urban	074	Plumbing	\$1,805	\$1,805
Washington ESD	Urban	075	Plumbing	\$1,519	\$1,519
Washington ESD	Urban	076	HVAC	\$28,131	\$28,131
Washington ESD	Urban	077	Special Equipment	\$3,492	\$3,492
Washington ESD	Urban	078	Special Equipment	\$3,250	\$3,250
Washington ESD	Urban	079	Plumbing	\$17,832	\$17,832
Wellton ESD	Urban	006	Plumbing	\$114,117	\$101,288
Wellton ESD	Urban	010	General Renovations	\$13,929	\$13,929
Wellton ESD	Urban	011	Plumbing	\$35,000	\$35,000

(1) Award amount is cumulative as of November 2020; it is not exclusive to FY 2020.

DISTRICT	RURAL OR URBAN	PROJECT NUMBER	DESCRIPTION	AWARD (1)	EXPENDITURES
Wenden ESD	Urban	003	Surfaces	\$1,205,276	\$934,467
Wenden ESD	Urban	004	Surfaces	\$79,164	\$15,175
Wenden ESD	Urban	005	Plumbing	\$48,900	\$10,500
Wenden ESD	Urban	006	HVAC	\$9,357	\$240
Wenden ESD	Urban	007	HVAC	\$8,357	\$240
Wenden ESD	Urban	008	HVAC	\$8,147	\$240
Wenden ESD	Urban	010	HVAC	\$21,100	\$17,190
Wickenburg USD	Urban	015	Surfaces	\$713,790	\$260,991
Wickenburg USD	Urban	017	Plumbing	\$51,360	\$46,224
Wickenburg USD	Urban	018	Special Systems	\$4,230	\$4,230
Wickenburg USD	Urban	019	Plumbing	\$6,500	\$6,500
Wickenburg USD	Urban	020	HVAC	\$7,157	\$7,157
Wickenburg USD	Urban	021	Plumbing	\$40,628	\$9,173
Wickenburg USD	Urban	022	Special Systems	\$2,952	\$2,952
Willcox USD	Urban	014	HVAC	\$5,484	\$4,985
Williams USD	Urban	005	Surfaces	\$89,200	\$16,000
Williams USD	Urban	006	Surfaces	\$49,500	\$13,500
Window Rock USD	Rural	002	Special Systems	\$23,969	\$21,789
Winslow USD	Rural	001	Roofing	\$70,125	\$32,824
Winslow USD	Rural	002	Roofing	\$60,245	\$19,624
Winslow USD	Rural	003	Surfaces	\$28,575	\$10,948
Winslow USD	Rural	004	Roofing	\$43,885	\$23,994
Winslow USD	Rural	006	HVAC	\$54,046	\$49,133
Winslow USD	Rural	007	HVAC	\$110,498	\$40,612
Yarnell ESD	Urban	003	HVAC	\$83,850	\$1,500
Yuma ESD	Urban	090	HVAC	\$99,136	\$94,036
Yuma ESD	Urban	092	Surfaces	\$62,497	\$49,077
Yuma ESD	Urban	103	HVAC	\$3,399	\$3,399
Yuma ESD	Urban	105	Plumbing	\$390	\$390
Yuma ESD	Urban	106	Surfaces	\$39,082	\$39,082
Yuma ESD	Urban	107	HVAC	\$3,006	\$3,006
Yuma ESD	Urban	109	HVAC	\$7,850	\$7,850
Yuma ESD	Urban	110	Plumbing	\$2,811	\$2,811
Yuma ESD	Urban	111	Plumbing	\$642	\$642
Yuma ESD	Urban	112	Special Systems	\$2,318	\$2,318
Yuma ESD	Urban	113	HVAC	\$7,195	\$6,945
Yuma ESD	Urban	114	HVAC	\$8,360	\$8,360
Yuma ESD	Urban	115	HVAC	\$7,925	\$7,925
Yuma ESD	Urban	116	HVAC	\$2,400	\$2,400
Yuma ESD	Urban	117	Electrical	\$5,970	\$5,970
Yuma ESD	Urban	118	Special Systems	\$1,386	\$1,386
Yuma ESD	Urban	119	Plumbing	\$253	\$253
Yuma ESD	Urban	120	HVAC	\$8,225	\$8,225
Yuma ESD	Urban	121	Special Equipment	\$1,012	\$1,012

(1) Award amount is cumulative as of November 2020; it is not exclusive to FY 2020.

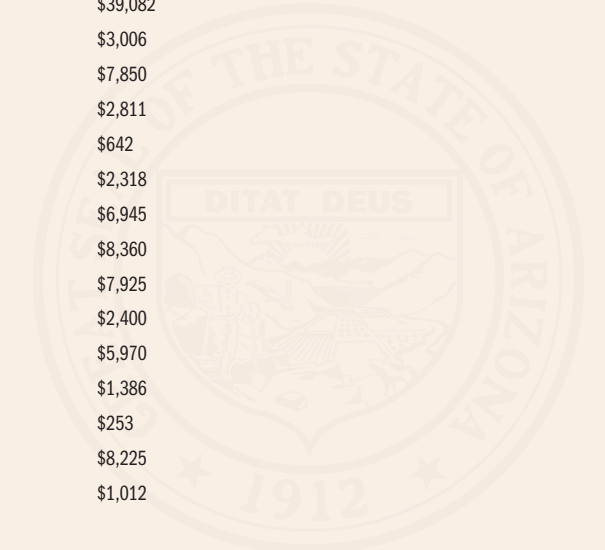


Exhibit 2

FY 2020 BUILDING RENEWAL GRANT FUND *(continued)*

DISTRICT	RURAL OR URBAN	PROJECT NUMBER	DESCRIPTION	AWARD (1)	EXPENDITURES
Yuma ESD	Urban	122	HVAC	\$2,869	\$2,869
Yuma ESD	Urban	124	HVAC	\$6,900	\$6,900
Yuma ESD	Urban	125	Special Equipment	\$3,514	\$3,514
Yuma ESD	Urban	126	Special Equipment	\$1,012	\$1,012
Yuma ESD	Urban	127	Special Equipment	\$1,012	\$1,012
Yuma ESD	Urban	129	HVAC	\$6,335	\$6,335
Yuma ESD	Urban	131	HVAC	\$4,380	\$4,380
Yuma ESD	Urban	139	Plumbing	\$253	\$253
Yuma UHSD	Urban	023	Special Equipment	\$11,267	\$11,267
Yuma UHSD	Urban	026	HVAC	\$1,801	\$1,801
Yuma UHSD	Urban	027	HVAC	\$2,258	\$2,258
Yuma UHSD	Urban	035	Special Systems	\$3,691	\$3,691
Total FY 20				\$203,423,800	\$95,412,759

(1) Award amount is cumulative as of November 2020; it is not exclusive to FY 2020.

Exhibit 3

FY 2020 EMERGENCY DEFICIENCIES CORRECTION FUND

DISTRICT	RURAL OR URBAN	PROJECT NUMBER	DESCRIPTION	AWARD (1)	EXPENDITURES
Flowing Wells USD	Urban	001	Replace bleachers	\$79,185	(\$8,950)
Pima USD	Rural	004	Correct expansive soils	\$231,483	\$4,183
Pima USD	Rural	005	Replace storm drain	\$123,654	\$2,196
Pima USD	Rural	006	Demolish building	\$117,830	\$28,408
Total FY 20				\$552,152	\$25,837

(1) Award amount is cumulative as of August 2020; it is not exclusive to FY 2020.

